

2005-06 FINAL STATISTICS

ALL GAMES

RECORD:	OVERALL	HOME	AWAY	NEUTRAL
All Games	22-13	10-5	6-4	6-4
Conference	9-7	4-4	5-3	0-0
Non-Conference	13-6	6-1	1-1	6-4

#	Player	GP	GS	Min	TOTAL 3-PTS							REBOUNDS															
					Avg	FG	FGA	Pct	3FG	FGA	Pct	FT	FTA	Pct	Off	Def	Tot	Avg	PF	FO	A	TO	Blk	Stl	Pts	Avg	
33	Morris, Randolph	21	14	512	24.4	110	181	.608	0	0	.000	59	86	.686	37	88	125	6.0	68	2	7	38	24	17	279	13.3	
4	Rondo, Rajon	34	28	1054	31.0	147	305	.482	18	66	.273	68	119	.571	37	172	209	6.1	70	1	167	79	5	69	380	11.2	
32	Crawford, Joe	32	22	760	23.8	111	270	.411	47	130	.362	56	78	.718	48	76	124	3.9	61	0	35	31	10	11	325	10.2	
22	Sparks, Patrick	35	35	934	26.7	120	286	.420	69	179	.385	31	40	.775	13	58	71	2.0	44	0	114	71	1	31	340	9.7	
3	Bradley, Ramel	30	0	532	17.7	81	201	.403	28	93	.301	46	59	.780	24	28	52	1.7	32	0	38	40	9	13	236	7.9	
13	Perry, Bobby	34	21	681	20.0	89	205	.434	28	80	.350	37	45	.822	58	76	134	3.9	53	0	25	40	13	13	243	7.1	
2	Moss, Ravi	35	12	683	19.5	65	177	.367	38	107	.355	31	47	.660	32	71	103	2.9	65	0	38	36	0	28	199	5.7	
42	Sims, Rekalin	29	6	382	13.2	50	112	.446	11	39	.282	18	34	.529	34	51	85	2.9	37	1	17	21	3	4	129	4.4	
23	Thomas, Sheray	35	12	676	19.3	56	123	.455	9	23	.391	29	41	.707	63	59	122	3.5	67	1	23	37	5	7	150	4.3	
1	Stockton, Brandon	22	6	218	9.9	19	49	.388	12	29	.414	4	6	.667	3	12	15	0.7	10	0	17	13	0	8	54	2.5	
10	Obrzut, Lukasz	31	16	275	8.9	22	41	.537	0	0	.000	17	24	.708	20	36	56	1.8	49	0	7	15	11	3	61	2.0	
21	Alleyne, Shagari	22	2	136	6.2	18	32	.563	0	0	.000	7	10	.700	11	18	29	1.3	8	0	5	14	15	2	43	2.0	
12	LeMaster, Preston	12	1	51	4.3	5	12	.417	5	12	.417	0	0	.000	0	2	2	0.2	4	0	2	2	0	0	15	1.3	
43	Carter, Jared	17	0	86	5.1	8	21	.381	0	0	.000	3	10	.300	11	13	24	1.4	22	0	0	7	10	0	19	1.1	
25	Williams, Adam	8	0	20	2.5	2	5	.400	0	0	.000	0	2	.000	2	1	3	0.4	5	0	0	3	0	0	4	0.5	
TEAM.....																											
Total.....		35				903	2020	.447	265	758	.350	406	601	.676	449	816	1265	36.1	595	5	495	464	106	206	2477	70.8	
Opponents.....		35				829	1953	.424	228	700	.326	428	633	.676	412	750	1162	33.2	603	-	448	472	118	187	2314	66.1	

SCORE BY PERIODS:	1st	2nd	Total	DEADBALL REBOUNDS:	Off	Def	Total
Kentucky	1130	1347	2477	Kentucky	92	12	104
Opponents	1100	1216	2316	Opponents	89	20	109

SOUTHEASTERN CONFERENCE GAMES ONLY

RECORD:	OVERALL	HOME	AWAY	NEUTRAL
All Games	9-7	4-4	5-3	0-0
Conference	9-7	4-4	5-3	0-0

#	Player	GP	GS	Min	Avg	TOTAL 3-PTS							REBOUNDS														
						FG	FGA	Pct	3FG	FGA	Pct	FT	FTA	Pct	Off	Def	Tot	Avg	PF	FO	A	TO	Blk	Stl	Pts	Avg	
33	Morris, Randolph	16	9	386	24.1	88	141	.624	0	0	.000	40	63	.635	28	65	93	5.8	51	1	6	29	18	13	216	13.5	
32	Crawford, Joe	16	9	390	24.4	61	133	.459	26	68	.382	34	49	.694	22	40	62	3.9	32	0	16	16	5	6	182	11.4	
22	Sparks, Patrick	16	16	471	29.4	59	133	.444	35	86	.407	13	19	.684	5	29	34	2.1	19	0	68	33	1	12	166	10.4	
4	Rondo, Rajon	16	10	477	29.8	67	134	.500	7	29	.241	14	35	.400	10	58	68	4.3	32	1	71	34	3	33	155	9.7	
3	Bradley, Ramel	11	0	168	15.3	26	62	.419	10	32	.313	17	20	.850	10	6	16	1.5	11	0	14	13	3	6	79	7.2	
2	Moss, Ravi	16	6	349	21.8	39	95	.411	20	54	.370	14	21	.667	17	30	47	2.9	32	0	22	19	0	15	112	7.0	
13	Perry, Bobby	15	11	279	18.6	32	72	.444	14	33	.424	12	16	.750	20	32	52	3.5	26	0	12	22	5	6	90	6.0	
23	Thomas, Sheray	16	4	300	18.8	27	55	.491	5	12	.417	7	9	.778	26	25	51	3.2	29	1	7	16	0	4	66	4.1	
1	Stockton, Brandon	10	6	136	13.6	11	29	.379	7	14	.500	4	6	.667	2	10	12	1.2	6	0	11	8	0	3	33	3.3	
12	LeMaster, Preston	6	1	29	4.8	4	8	.500	4	8	.500	0	0	.000	0	1	1	0.2	3	0	1	1	0	0	12	2.0	
10	Obrzut, Lukasz	15	8	109	7.3	9	15	.600	0	0	.000	10	12	.833	11	15	26	1.7	26	0	2	5	4	1	28	1.9	
42	Sims, Rekalin	11	0	62	5.6	6	19	.316	0	7	.000	4	6	.667	6	10	16	1.5	4	0	0	4	0	0	16	1.5	
21	Alleyne, Shagari	6	0	19	3.2	2	4	.500	0	0	.000	0	0	.000	2	1	3	0.5	1	0	0	2	4	0	4	0.7	
43	Carter, Jared	6	0	15	2.5	1	6	.167	0	0	.000	0	0	.000	1	4	5	0.8	5	0	0	1	2	0	2	0.3	
25	Williams, Adam	4	0	10	2.5	0	2	.000	0	0	.000	0	2	.000	0	1	1	0.3	3	0	0	3	0	0	0	0.0	
TEAM.....																											
Total.....		16				432	908	.476	128	343	.373	169	258	.655	190	356	546	34.1	280	3	230	215	45	99	1161	72.6	
Opponents.....		16				384	876	.438	117	318	.368	226	316	.715	180	320	500	31.3	273	-	206	209	61	103	1111	69.4	

SCORE BY PERIODS:	1st	2nd	Total	DEADBALL REBOUNDS:	Off	Def	Total
Kentucky	549	612	1161	Kentucky	44	7	51
Opponents	520	591	1111	Opponents	39	11	50

2005-06 GAME-BY-GAME RESULTS

Overall 22-13 • Home 10-5 • Away 6-4 • Neutral 6-4

Date	Opponent	W/L	Result	High Scorer	High Rebounder
11/13/05	# SOUTH DAKOTA STATE	W	71-54	(17) Rondo, Rajon	(12) Rondo, Rajon
11/14/05	# LIPSCOMB	W	67-49	(19) Rondo, Rajon	(7) Rondo, Rajon
11/21/05	Y vs Iowa	L	63-67	(22) Sims, Rekalin	(19) Rondo, Rajon
11/22/05	Y vs West Virginia	W	80-66	(25) Sparks, Patrick	(10) Rondo, Rajon
11/25/05	LIBERTY	W	81-51	(22) Perry, Bobby	(7) Rondo/Sims
11/29/05	HIGH POINT	W	75-55	(14) Bradley/Rondo	(10) Rondo, Rajon
12/03/05	NORTH CAROLINA	L	79-83	(20) Rondo, Rajon	(11) Perry, Bobby
12/06/05	@ at Georgia State	W	73-46	(16) Alleyne, Shagari	(7) Bradley/Crawford/Thomas
12/10/05	! vs Indiana	L	53-79	(21) Rondo, Rajon	(9) Rondo, Rajon
12/17/05	LOUISVILLE	W	73-61	(25) Rondo, Rajon	(9) Obrzut, Lukasz
12/23/05	vs Iona	W	73-67	(13) Rondo, Rajon	(7) Sparks, Patrick
12/30/05	N vs Ohio	W	71-63	(23) Crawford, Joe	(7) Rondo, Rajon
01/03/06	UCF	W	59-57	(16) Bradley, Ramel	(4) Crawford/Rondo
01/07/05	at Kansas	L	46-73	(9) Crawford/Rondo	(7) Rondo, Rajon
01/10/06	* VANDERBILT	L	52-57	(16) Moss, Ravi	(7) Morris/Rondo
01/14/06	* ALABAMA	L	64-68	(19) Morris, Randolph	(7) Thomas, Sheray
01/17/06	* at Georgia	W	69-55	(14) Morris, Randolph	(7) Thomas, Sheray
01/21/06	* SOUTH CAROLINA	W	80-78	(15) Crawford, Joe	(6) Crawford/Obrzut
01/24/06	* at Auburn	W	71-62	(23) Crawford, Joe	(9) Crawford, Joe
01/29/06	* ARKANSAS	W	78-76	(19) Morris, Randolph	(8) Morris, Randolph
02/01/06	* at Mississippi State	W	81-66	(25) Sparks, Patrick	(7) Morris/Rondo
02/04/06	* at Florida	L	80-95	(22) Rondo, Rajon	(10) Crawford, Joe
02/07/06	* TENNESSEE	L	67-75	(20) Morris, Randolph	(7) Morris, Randolph
02/11/06	* at Vanderbilt	L	81-84	(17) Sparks, Patrick	(5) Morris/Thomas
02/15/06	* GEORGIA	W	68-61	(13) Thomas, Sheray	(6) Crawford/Morris/Sparks
02/18/06	* at South Carolina	W	79-66	(26) Sparks, Patrick	(11) Morris, Randolph
02/22/06	* OLE MISS	W	80-40	(17) Crawford, Joe	(7) Perry, Bobby
02/25/06	* at LSU	L	67-71	(17) Morris, Randolph	(6) Rondo, Rajon
03/01/06	* at Tennessee	W	80-78	(22) Morris, Randolph	(9) Morris, Randolph
03/05/06	* FLORIDA	L	64-79	(21) Crawford, Joe	(6) Perry, Bobby
03/09/06	% vs Ole Miss	W	71-57	(17) Morris, Randolph	(6) Rondo, Rajon
03/10/06	% vs Alabama	W	68-61	(14) Crawford, Joe	(9) Perry, Bobby
03/11/06	% vs South Carolina	L	61-65	(13) Crawford, Joe	(9) Morris, Randolph
03/17/06	^ vs UAB	W	69-64	(25) Perry, Bobby	(10) Rondo, Rajon
03/19/06	^ vs Connecticut	L	83-87	(28) Sparks, Patrick	(8) Rondo, Rajon

* = Conference game; # = Guardian's Classic (Rupp Arena); Y = Guardian's Classic (Municipal Auditorium - Kansas City, Mo.);

@ = Phillips Arena (Atlanta, Ga.); ! = RCA Dome (Indianapolis, Ind.); N = US Bank Arena (Cincinnati, Ohio);

% = SEC Tournament (Gaylord Entertainment Center - Nashville, Tenn.); ^ = NCAA Tournament (Wachovia Center - Philadelphia, Pa.)

ATTENDANCE

Site	Games	Total	Avg/Game
Home	15	341,445	*22,764
Away	10	130,805	13,081
Neutral	10	163,134	16,314
*Led NCAA			

UK IN THE WEEKLY POLLS

Date	AP/USA	Date	AP/USA	Date	AP/USA
Preseason	9 / 10	Dec. 26	18 / 19	Feb. 13	NR / RV
Nov. 14	8 / —	Jan. 2	19 / 21	Feb. 20	RV / NR
Nov. 21	7 / 10	Jan. 9	RV / RV	Feb. 27	NR / RV
Nov. 28	10 / 10	Jan. 16	RV / NR	Mar. 6	NR / NR
Dec. 5	15 / 15	Jan. 23	RV / RV	Final (Pre-NCAA)	RV / —
Dec. 12	23 / 22	Jan. 30	RV / RV	Final (Post-NCAA)	— / RV
Dec. 19	20 / 19	Feb. 6	NR / RV		

2005-06 GAME-BY-GAME STATISTICS

Opponent	Date	Score	W/L	FG-FGA	Pct	3FG-FGA	Pct	FT-FTA	Pct	Rebounds Off-Def-Tot	PF	A	TO	Blk	Stl	Pts
UK	11/13/05	71-54	W	26-67	.388	9-25	.360	10-18	.556	19-26-45	11	18	18	6	9	71
SOUTH DAKOTA STATE				24-65	.369	5-18	.278	1-2	.500	14-26-40	18	17	22	2	2	54
UK	11/14/05	67-49	W	24-48	.500	7-15	.467	12-19	.632	8-22-30	15	13	9	3	5	67
LIPSCOMB				20-53	.377	4-17	.235	5-9	.556	14-20-34	18	7	16	2	3	49
UK	11/21/05	63-67	L	20-61	.328	9-20	.450	14-21	.667	15-30-45	21	14	17	3	6	63
vs. Iowa				23-60	.383	4-15	.267	17-23	.739	11-28-39	19	14	15	9	6	67
UK	11/22/05	80-66	W	30-55	.545	12-26	.462	8-14	.571	9-25-34	12	16	11	1	4	80
vs West Virginia				24-58	.414	10-37	.270	8-12	.667	12-20-32	13	18	10	1	5	66
UK	11/25/05	81-51	W	30-69	.435	11-26	.423	10-18	.556	17-31-48	10	19	11	3	5	81
LIBERTY				19-59	.322	6-20	.300	7-11	.636	10-25-35	20	8	17	5	3	51
UK	11/29/05	75-55	W	31-63	.492	5-17	.294	8-14	.571	13-30-43	18	21	14	1	9	75
HIGH POINT				22-62	.355	1-19	.053	10-18	.556	13-22-35	18	10	17	3	7	55
UK	12/03/05	79-83	L	28-55	.509	7-21	.333	16-24	.667	8-22-30	21	12	11	1	5	79
NORTH CAROLINA				26-60	.433	10-27	.370	21-28	.750	15-22-37	18	10	11	2	2	83
UK	12/06/05	73-46	W	27-52	.519	7-16	.438	12-14	.857	13-32-45	17	15	16	7	4	73
at Georgia State				19-53	.358	3-17	.176	5-13	.385	9-14-23	15	9	11	3	4	46
UK	12/10/05	53-79	L	19-61	.311	2-27	.074	13-17	.765	15-21-36	29	4	19	2	4	53
vs Indiana				24-45	.533	5-16	.313	26-35	.743	5-29-34	20	16	13	2	5	79
UK	12/17/05	73-61	W	23-48	.479	4-13	.308	23-34	.676	11-25-36	19	12	12	6	3	73
LOUISVILLE				21-60	.350	7-25	.280	12-18	.667	16-19-35	26	14	12	4	2	61
UK	12/23/05	73-67	W	30-63	.476	6-21	.286	7-10	.700	14-28-42	16	19	18	4	4	73
vs Iona				26-63	.413	7-15	.467	8-15	.533	11-21-32	13	9	12	0	5	67
UK	12/30/05	71-63	W	27-63	.429	8-22	.364	9-16	.563	19-16-35	17	15	13	2	5	71
vs Ohio				22-46	.478	7-19	.368	12-18	.667	10-20-30	18	13	19	1	7	63
UK	01/03/06	59-57	W	22-54	.407	5-17	.294	10-15	.667	11-16-27	12	12	10	5	9	59
UCF				22-50	.440	8-20	.400	5-8	.625	14-22-36	16	16	19	1	3	57
UK	01/07/06	46-73	L	15-62	.242	3-25	.120	13-21	.619	20-18-38	17	5	11	1	6	46
at Kansas				28-56	.500	4-17	.235	13-19	.684	13-33-46	21	14	12	8	6	73
UK	01/10/06	52-57	L	18-51	.353	5-20	.250	11-18	.611	12-21-33	22	7	7	2	4	52
VANDERBILT				15-44	.341	6-12	.500	21-25	.840	11-25-36	18	9	13	4	3	57
UK	01/14/06	64-68	L	23-54	.426	7-22	.318	11-12	.917	17-15-32	20	12	15	4	3	64
ALABAMA				23-43	.535	6-12	.500	16-23	.696	8-14-22	17	7	12	2	8	68
UK	01/17/06	69-55	W	28-50	.560	5-17	.294	8-14	.571	14-27-41	17	17	18	2	4	69
at Georgia				19-53	.358	7-24	.292	10-14	.714	10-13-23	18	10	8	3	11	55
UK	01/21/06	80-78	W	33-59	.559	12-24	.500	2-4	.500	10-15-25	14	15	11	2	3	80
SOUTH CAROLINA				29-56	.518	11-26	.423	9-13	.692	13-18-31	13	12	11	2	6	78
UK	01/24/06	71-62	W	22-51	.431	7-21	.333	20-30	.667	13-21-34	18	12	13	0	7	71
at Auburn				21-50	.420	6-21	.286	14-24	.583	14-21-35	24	10	17	2	7	62
UK	01/29/06	78-76	W	31-61	.508	7-22	.318	9-18	.500	13-24-37	15	15	14	1	9	78
ARKANSAS				27-56	.482	9-16	.563	13-19	.684	8-23-31	20	13	16	3	6	76
UK	02/01/06	81-66	W	30-61	.492	13-25	.520	8-13	.615	12-22-34	18	17	9	2	5	81
at Mississippi State				22-53	.415	7-21	.333	15-23	.652	12-22-34	16	11	11	6	2	66
UK	02/04/06	80-95	L	27-67	.403	10-28	.357	16-21	.762	15-22-37	26	15	17	1	8	80
at Florida				30-52	.577	5-15	.333	30-37	.811	5-28-33	18	20	15	7	8	95
UK	02/07/06	67-75	L	28-62	.452	4-16	.250	7-15	.467	13-23-36	16	13	15	2	7	67
TENNESSEE				27-61	.443	10-26	.385	11-17	.647	13-25-38	16	16	12	3	8	75
UK	02/11/06	81-84	L	30-65	.462	12-27	.444	9-13	.692	12-16-28	17	15	10	2	11	81
at Vanderbilt				30-51	.588	9-14	.643	15-19	.789	7-20-27	14	18	13	2	4	84
UK	02/15/06	68-61	W	29-58	.500	6-19	.316	4-11	.364	16-30-46	15	19	26	1	6	68
GEORGIA				22-63	.349	8-24	.333	9-13	.692	11-15-26	15	11	14	3	16	61
UK	02/18/06	79-66	W	29-52	.558	8-17	.471	13-17	.765	7-28-35	12	18	12	6	8	79
at South Carolina				25-64	.391	6-23	.261	10-13	.769	12-17-29	16	12	10	6	6	66
UK	02/22/06	80-40	W	27-54	.500	9-21	.429	17-22	.773	11-31-42	18	18	7	10	5	80
OLE MISS				13-58	.224	4-22	.182	10-18	.556	17-16-33	18	7	12	4	2	40
UK	02/25/06	67-71	L	26-57	.456	8-21	.381	7-10	.700	7-19-26	21	7	15	5	7	67
at LSU				20-51	.392	4-17	.235	27-31	.871	13-25-38	16	13	18	7	6	71
UK	03/01/06	80-78	W	29-48	.604	9-19	.474	13-19	.684	7-26-33	17	19	19	3	6	80
at Tennessee				31-36	.492	11-24	.458	5-10	.500	11-14-25	16	19	13	2	8	78
UK	03/05/06	64-79	L	22-58	.379	6-24	.250	14-21	.667	11-16-27	14	11	7	2	6	64
FLORIDA				30-58	.517	8-21	.381	11-17	.647	15-24-39	18	18	14	5	2	79
UK	03/09/06	71-57	W	24-50	.480	9-24	.375	14-20	.700	11-20-31	15	12	15	3	6	71
vs Ole Miss				23-56	.411	4-19	.211	7-13	.538	15-17-32	18	12	14	1	4	57
UK	03/10/06	68-61	W	25-63	.397	10-27	.370	8-13	.727	10-25-35	15	16	9	7	8	68
vs Alabama				22-60	.367	7-20	.350	10-18	.556	16-29-45	13	9	15	1	4	61
UK	03/11/06	61-65	L	22-55	.400	10-24	.417	7-9	.778	15-23-38	13	15	13	2	6	61
vs South Carolina				24-51	.471	10-24	.417	5-10	.500	8-16-24	10	13	6	4	4	63
UK	03/17/06	69-64	W	19-61	.311	5-25	.200	26-30	.867	20-27-47	16	12	8	3	2	69
vs UAB				25-58	.431	5-24	.208	9-17	.529	13-25-38	20	17	10	7	5	64
UK	03/19/06	83-87	L	29-62	.468	8-24	.333	17-18	.944	11-23-34	21	15	14	1	7	83
vs Connecticut				31-62	.500	4-13	.308	21-30	.700	13-22-35	16	16	12	1	7	87
Kentucky		2477		903-2020	.447	265-758	.350	406-601	.676	449-816-1265	595	495	464	106	206	2477
Opponents		2314		829-1953	.424	228-700	.326	428-633	.676	412-750-116	603	448	472	118	187	2314

Home games in all CAPS.

ADDITIONAL STATISTICS

SEASON HIGHS & LOWS

Category	Kentucky	Opponent
Points	83 vs. UConn (3/19) 46 at Kansas (1/7)	95 by Florida (2/4) 40 by Ole Miss (2/22)
FG Made	33 vs. South Carolina (1/21) 15 at Kansas (1/7)	31 by UConn (3/19) 13 by Ole Miss (2/22)
FG Attempts	69 vs. Liberty (11/25) 48 Three times	65 by S. Dakota St. (11/13) 43 by Alabama (1/14)
FG Percentage	.604 at Tennessee (3/1) .242 at Kansas (1/7)	.588 by Vanderbilt (2/11) .224 by Ole Miss (2/22)
3FG Made	13 at Mississippi St. (2/1) 2 vs. Indiana (12/10)	11 Two times 1 by High Point (11/29)
3FG Attempts	28 at Florida (2/4) 13 vs. Louisville (12/17)	37 by West Virginia (11/22) 2 by S. Dakota St. (11/13)
3FG Percentage	.520 at Mississippi St. (2/1) .074 vs. Indiana (12/10)	.643 by Vanderbilt (2/11) .053 by High Point (11/29)
FT Made	26 vs. UAB (3/17) 2 vs. South Carolina (1/21)	30 by Florida (2/4) 1 vs S. Dakota St. (11/13)
FT Attempts	34 vs. Louisville (12/17) 4 vs. South Carolina (1/21)	37 by Florida (2/4/06) 2 by S. Dakota St. (11/13)
FT Percentage	.944 vs. UConn (3/19) .364 vs. Georgia (2/15)	.871 by LSU (2/25) .385 at Georgia St. (12/6)
Rebounds	48 vs. Liberty (11/25) 25 vs. South Carolina (1/21)	46 by Kansas (1/7) 22 by Alabama (1/14)
Assists	21 vs. High Point (11/29) 4 vs. Indiana (12/10)	20 by Florida (2/4) 7 Three times
Steals	11 at Vanderbilt (2/11) 2 vs. UAB (3/17)	16 by Georgia (2/15) 2 Six times
Blocked Shots	10 vs. Ole Miss (2/22) 0 at Auburn (1/24)	9 by Iowa (11/21) 0 by Iona (12/23)
Turnovers	26 vs. Georgia (2/15) 7 Three times	22 by S. Dakota St. (11/13) 6 vs. South Carolina (3/11)
Fouls	29 vs. Indiana (12/10) 10 vs. Liberty (11/25)	26 by Louisville (12/17) 10 vs. S. Carolina (1/21)

BEST WILDCAT PERFORMANCES

Points	28	Patrick Sparks vs. UConn (3/19)
FG Made	10	Patrick Sparks vs. UConn (3/19)
FG Atts.	17	Patrick Sparks at Mississippi State (2/1)
FG Pct. (Min. 5 made)	.889	Randolph Morris at Tennessee (3/1)
3FG Made	7	Patrick Sparks vs. West Virginia (11/22)
3FG Atts.	11	Patrick Sparks vs. West Virginia (11/22)
3FG Pct. (Min. 2 made)	1.000	Ravi Moss vs. Lipscomb (11/14)
	1.000	Ramel Bradley at Georgia State (12/6)
	1.000	Ramel Bradley vs. South Carolina (1/21)
	1.000	Bobby Perry at Florida (2/4)
	1.000	Bobby Perry vs. Georgia (2/15)
	1.000	Rekalin Sims vs. Alabama (3/10)
FT Made	10	Rajon Rondo vs. Louisville (12/17)
	10	Bobby Perry vs. UAB (3/17)
FT Atts.	15	Rajon Rondo vs. Louisville (12/17)
Rebounds	19	Rajon Rondo vs. Iowa (11/21)
Assists	12	Rajon Rondo vs. Ole Miss (2/22)
Steals	6	Rajon Rondo vs. South Dakota St. (11/13)
Blocks	4	Shagari Alleyne vs. South Dakota St. (11/13)

KENTUCKY RECORD WHEN...

	ALL	SEC		ALL	SEC
Leading or tied at halftime:	16-3	6-3	Equal number of rebounds:	1-0	1-0
Trailing at halftime:	6-10	3-4	Commit fewer turnovers than opp.:	12-5	4-4
Shoot 50 percent or higher:	10-1	7-0	Commit same turnovers as opp.:	2-1	1-0
Shoot less than 50 percent:	12-12	2-7	Commit more turnovers than opp.:	8-7	4-3
Shoot higher pct. than opp.:	19-4	9-3	Make 8 or more 3-pointers:	11-6	5-3
Shoot lower pct. than opp.:	3-9	0-4	Make 7 or fewer 3-pointers:	11-7	4-4
Opp. shoot worse than 50 pct.:	21-6	8-3	Games decided by 5 or fewer pts:	5-8	3-4
Opp. shoot 50 pct. or higher:	1-7	1-4	Overtime games:	0-0	0-0
Score less than 60 points:	1-3	0-1	On CBS:	4-6	2-3
Score 60-plus points:	21-10	9-6	On ESPN/ESPN2/ESPNU:	7-5	2-3
Score 70-plus points:	16-4	7-2	On JP Sports:	7-2	5-1
Score 80-plus points:	6-3	4-2	On FSN South:	4-0	0-0
Score 90-plus points:	0-0	0-0	Games vs. ranked opponents:	4-7	1-4
Opp. score less than 50 points:	3-0	1-0	Games following a loss:	8-4	3-4
Opp. score less than 60 points:	8-1	1-1	Games following a win:	13-9	6-3
Opp. score less than 70 points:	17-4	5-2	More points in paint than opp.:	18-5	8-3
Opp. score less than 80 points:	18-9	7-5	Fewer points in paint than opp.:	4-8	1-4
Opp. score 80-plus points:	0-4	0-2	More bench points than opponent:	17-10	6-7
Opp. score 90-plus points:	0-1	0-1	Fewer or same bench pts than opp.:	5-3	3-0
Outrebound opponent:	15-6	6-3	More 2nd-chance points than opp.:	13-7	5-4
Outrebounded by opponent:	6-7	2-4	Fewer or same 2nd-chance points:	9-6	4-3


WILDCATS VS. CONFERENCES

1-0 vs. Atlantic Sun	1-0 vs. CAA
0-1 vs. ACC	2-0 vs. C-USA
0-2 vs. Big 10	1-0 vs. Independent
0-1 vs. Big 12	2-0 vs. MAAC
2-1 vs. Big East	11-8 vs. SEC
2-0 vs. Big South	

RECORD BY LINEUPS


Crawford, Morris, Perry, Rondo, Sparks	6-5
Crawford, Obrzut, Rondo, Sparks, Thomas	6-2
Moss, Perry, Obrzut, Sparks, Stockton	4-1
Moss, Perry, Rondo, Sims, Sparks	3-1
Crawford, Morris, Rondo, Sparks, Thomas	2-0
Moss, Obrzut, Perry, Sparks, Thomas	1-0
Alleyne, Crawford, Rondo, Sims, Sparks	0-1
Alleyne, Moss, Rondo, Sims, Sparks	0-1
Morris, Obrzut, Rondo, Sparks, Thomas	0-1
LeMaster, Moss, Obrzut, Sparks, Stockton	0-1

DEPARTED LETTERWINNERS




SHAGARI ALLEYNE • C • 7-3 • 271 • JR. • BRONX, N.Y. (RICE)

Season	G-S	Min-Avg	FG-A	Pct	3PT-A	Pct	FT-A	Pct	Reb-Avg	PF-D	A	TO	BS	ST	Pts-Avg
2003-04	18-0	59-3.3	6-15	.400	0-0	.000	2-6	.333	12-0.7	8-0	0	10	4	0	14-0.8
2004-05	29-0	268-9.2	30-46	.652	0-0	.000	21-30	.700	55-1.9	18-0	7	10	44	1	81-2.8
2005-06	22-2	136-6.2	18-32	.563	0-0	.000	7-10	.700	29-1.3	8-0	5	14	15	2	43-2.0
TOTAL	69-2	463-6.7	54-93	.581	0-0	.000	30-46	.652	96-1.4	34-0	12	34	63	3	138-2.0




PRESTON LEMASTER • G • 6-2 • 188 • SR. • PARIS, KY. (BOURBON CO.)

Season	G-S	Min-Avg	FG-A	Pct	3PT-A	Pct	FT-A	Pct	Reb-Avg	PF-D	A	TO	BS	ST	Pts-Avg
2002-03	8-0	18-2.3	2-6	.333	1-5	.200	2-2	1.000	2-0.3	1-0	0	1	0	0	7-0.9
2003-04	6-0	13-2.2	0-5	.000	0-0	.000	0-2	.000	4-0.7	2-0	1	2	0	0	0-0.0
2004-05	11-0	22-2.0	3-5	.600	2-3	.667	0-0	.000	0-0.0	2-0	1	0	0	0	8-0.7
2005-06	12-1	51-4.3	5-12	.417	5-12	.417	0-0	.000	2-0.2	4-0	2	2	0	0	15-1.3
TOTAL	37-1	104-2.8	10-28	.357	8-20	.400	2-4	.500	8-0.2	9-0	4	5	0	0	30-0.8



RAVI MOSS • G • 6-2 • 190 • SR. • HOPKINSVILLE, KY. (UNIVERSITY HEIGHTS)

Season	G-S	Min-Avg	FG-A	Pct	3PT-A	Pct	FT-A	Pct	Reb-Avg	PF-D	A	TO	BS	ST	Pts-Avg
2002-03	12-0	28-2.3	1-7	.143	0-2	.000	7-11	.636	4-0.3	7-0	1	3	0	4	9-0.8
2003-04	24-0	146-6.1	13-25	.520	9-19	.474	6-10	.600	29-1.2	22-1	11	11	0	8	41-1.7
2004-05	33-0	392-11.9	38-83	.458	22-57	.386	29-41	.707	65-2.0	51-0	24	23	5	14	127-3.8
2005-06	35-12	683-19.5	65-177	.367	38-107	.355	31-47	.660	103-2.9	65-0	38	36	0	28	199-5.7
TOTAL	104-12	1249-12.0	117-292	.401	69-185	.373	73-109	.670	201-1.9	145-1	74	73	5	54	376-3.6



RAJON RONDO • G • 6-1 • 171 • So. • LOUISVILLE, KY. (OAK HILL ACADEMY)

Season	G-S	Min-Avg	FG-A	Pct	3PT-A	Pct	FT-A	Pct	Reb-Avg	PF-D	A	TO	BS	ST	Pts-Avg
2004-05	34-34	854-25.1	102-200	.510	10-33	.303	60-103	.583	97-2.9	63-1	118	69	8	87	274-8.1
2005-06	34-28	1054-31.0	147-305	.482	18-66	.273	68-119	.571	209-6.1	70-1	167	79	5	69	380-11.2
TOTAL	68-62	1908-28.1	249-505	.493	28-99	.283	128-222	.577	306-4.5	133-2	285	148	13	156	654-9.6



REKALIN SIMS • F • 6-8 • 200 • JR. • VALLEJO, CALIF. (DE LA SALLE/SALT LAKE CC)

Season	G-S	Min-Avg	FG-A	Pct	3PT-A	Pct	FT-A	Pct	Reb-Avg	PF-D	A	TO	BS	ST	Pts-Avg
2005-06	29-6	382-13.2	50-112	.446	11-39	.282	18-34	.529	85-2.9	37-1	17	21	3	4	129-4.4
TOTAL	29-6	382-13.2	50-112	.446	11-39	.282	18-34	.529	85-2.9	37-1	17	21	3	4	129-4.4



PATRICK SPARKS • G • 6-0 • 180 • SR. • CENTRAL CITY, KY. (MUHLENBERG NORTH/WKU)

Season	G-S	Min-Avg	FG-A	Pct	3PT-A	Pct	FT-A	Pct	Reb-Avg	PF-D	A	TO	BS	ST	Pts-Avg
2001-02*	32-14	756-23.6	115-252	.456	71-165	.430	42-54	.778	69-2.2	53-0	117	57	7	46	343-10.7
2002-03*	33-33	1097-33.2	142-352	.403	84-239	.351	72-110	.655	121-3.7	66-1	195	97	6	73	440-13.3
2004-05	34-34	950-27.9	126-317	.397	82-218	.376	40-57	.702	72-2.1	50-1	122	62	1	42	374-11.0
2005-06	35-35	934-26.7	120-286	.420	69-179	.385	31-40	.775	71-2.0	44-0	114	71	1	31	340-9.7
TOTAL	69-69	1884-27.3	246-603	.408	151-397	.380	71-97	.732	143-2.1	94-1	236	133	2	73	714-10.3

* Statistics from prior team/school



BRANDON STOCKTON • G • 5-9 • 167 • SR. • GLASGOW, KY. (GLASGOW)

Season	G-S	Min-Avg	FG-A	Pct	3PT-A	Pct	FT-A	Pct	Reb-Avg	PF-D	A	TO	BS	ST	Pts-Avg
2002-03	24-0	111-4.6	8-29	.276	5-18	.278	10-11	.909	16-0.7	6-0	8	7	0	6	31-1.3
2003-04	23-0	132-5.7	7-19	.368	4-13	.308	6-7	.857	9-0.4	11-0	9	16	0	5	24-1.0
2004-05	14-0	48-3.4	4-13	.308	3-10	.300	0-0	.000	6-0.4	2-0	4	4	0	3	11-0.8
2005-06	22-6	118-9.9	19-49	.388	12-29	.414	4-6	.667	15-0.7	10-0	17	13	0	8	54-2.5
TOTAL	83-6	509-6.1	38-110	.345	24-70	.343	20-24	.833	46-0.6	29-0	38	40	0	22	120-1.4



ADAM WILLIAMS • G • 6-4 • 190 • Fr. • ST. ALBANS, WV (ST. ALBANS ACADEMY/IMG ACADEMY)

Season	G-S	Min-Avg	FG-A	Pct	3PT-A	Pct	FT-A	Pct	Reb-Avg	PF-D	A	TO	BS	ST	Pts-Avg
2005-06	8-0	20-2.5	2-5	.400	0-0	.000	0-2	.000	3-0.4	5-0	0	3	0	0	4-0.5
TOTAL	8-0	20-2.5	2-5	.400	0-0	.000	0-2	.000	3-0.4	5-0	0	3	0	0	4-0.5

2005-06 GAME REVIEWS

1 Rupp Arena (20,144)
Lexington, Ky. • Nov. 13, 2005

SOUTH DAKOTA STATE 54
KENTUCKY No. 9/10 **71**

Rajon Rondo did all the things he's become familiar for at Kentucky—score, distribute the ball and make himself a nuisance defensively.

The rebounding was an added bonus. Rondo, a 6-foot-1 sophomore point guard, had 17 points and a career-high 12 rebounds to lead No. 9 UK past South Dakota State 71-54 in the first round of the Guardians Classic.

Rekalin Sims added 11 points for the Wildcats in the second round. The winner advances to the tournament's semifinals Nov. 21 in Kansas City, Mo.

Rondo finished 7-of-13 from the field and added six assists and six steals. His previous career high for rebounds was seven, and he missed his career high for points by one.

If not for Rondo's career effort, the Wildcats might have been outrebounded by a much smaller South Dakota State squad instead of holding a 45-40 edge in that category.

"Give them a lot of credit, but we should have outrebounded this team by a lot more," Rondo said.

Kentucky coach Tubby Smith wasn't satisfied. "Until we play a perfect game I won't be satisfied," he said.

The Wildcats missed their first eight shots, including air balls by Rondo and Joe Crawford.

But South Dakota State, given an opportunity to open a lead, committed four turnovers and went 1-of-4 from the field during that early stretch.

By the 11:54 mark, the Jackrabbits had missed 16 of 17 shots and trailed 14-2.

Kentucky pushed its lead to 28-12 before an 8-2 run pulled the Jackrabbits within 30-21 late in the half. Rondo and Shery Thomas hit 3-pointers to increase the lead to 37-24 at halftime.

South Dakota State got no closer after that, but the Jackrabbits didn't exactly go away, either. Kentucky's largest lead, 51-30, came with 16:02 left, but an 8-2 South Dakota State spurt cut the margin to 15 points and the Wildcats never led by more than 19 after that.

Junior forward Ben Beran, South Dakota State's leading scorer last season, led the Jackrabbits with 25 points on 11-of-17 shooting. The rest of the Jackrabbits combined to shoot 13-of-48 from the field.

Kentucky is 88-15 all-time in home openers—with nine of those losses coming before Adolph Rupp began coaching the Wildcats in 1930. Since then, Kentucky is 69-6, including 27-3 in Rupp Arena.

S.D. State (0-1)	FG	3FG	FT	R	F	Pts	A	T	B	S	M
32 Gilbert	f	3-9	0-2	0-0	7	3	6	2	4	0	1
50 Beran	f	11-17	3-4	0-0	3	3	25	2	4	0	0
42 Berte	c	1-6	0-1	0-0	9	2	2	2	1	2	0
24 Cadwell	g	3-6	1-3	0-0	3	1	7	4	2	0	0
40 Holdren	g	2-11	0-3	1-2	2	3	5	0	4	0	1
03 Casey	g	1-6	1-4	0-0	3	0	3	4	2	0	0
10 Frias	g	0-6	0-1	0-0	4	2	0	3	3	0	0
54 Loney	g	3-4	0-0	0-0	5	4	6	0	2	0	0
TEAM					4						
Totals.....		24-65	5-18	1-2	40	18	54	17	22	2	2


UK (1-0)	FG	3FG	FT	R	F	Pts	A	T	B	S	M
23 Thomas	f	2-5	1-1	1-2	6	2	6	2	2	0	0
32 Crawford	f	4-11	1-4	1-2	2	1	10	0	2	0	1
10 Obrzut	c	1-4	0-0	0-0	0	0	2	1	1	0	0
04 Rondo	g	7-13	2-4	1-3	12	0	17	6	2	0	6
22 Sparks	g	2-5	2-4	0-0	1	2	6	3	2	0	2
02 Moss	g	3-6	0-2	0-0	5	1	6	1	2	0	0
03 Bradley	g	1-6	1-3	1-2	3	0	4	1	1	0	0
13 Perry	g	3-6	1-3	0-1	1	0	7	2	1	1	0
21 Alleyne	g	1-3	0-0	0-0	3	1	2	1	3	4	0
42 Sims	g	2-8	1-4	6-7	7	2	11	1	1	0	0
43 Carter	g	0-0	0-0	0-1	0	2	0	0	1	1	0
TEAM					5						
Totals.....		26-67	9-25	10-18	45	11	71	18	18	6	9

	1st	2nd	Tot	FG%	3FG%	FT%	Paint	P-T	2nd	Bnch
S.D. State	24	30	54	.369	.278	.500	32	17	14	9
Kentucky	37	34	71	.388	.360	.556	30	14	22	30

Officials: Mike Wood, Roger Ayers, Ron Groover; Technical: None.



Among UK's 2005-06 regular season highlights, Rajon Rondo (left) knocked down a three-pointer with 1.4 seconds left to lift Kentucky to an 80-78 win over South Carolina in Rupp Arena. UK celebrated its 30th season of playing at Rupp throughout the season. In what marked Kentucky's 47th NCAA Tournament appearance, the Wildcats defeated UAB in a first-round matchup, behind a game-high 25 points from Bobby Perry (right).



2 Rupp Arena (19,369)
Lexington, Ky. • Nov. 14, 2005

LIPSCOMB 49
KENTUCKY No. 8/10 **67**

In a game decided by speed, Kentucky had more of it than Lipscomb—in good part because the Wildcats had Rajon Rondo.

Rondo scored a career-high 19 points and the eighth-ranked Wildcats held off Lipscomb 67-49 in the second round of the Guardians Classic.

A 23-9 run during the final 10 minutes finally allowed Kentucky to put away Lipscomb and advance to the tournament semifinals in Kansas City, Mo.

Rondo carried the Wildcats in all phases. The 6-foot-1 sophomore point guard led the team with seven rebounds, five assists and was named the most valuable player of the tournament's four-team Lexington regional.

"As a point guard, you don't look at your scoring," Rondo said, "but I've had to do some of it the last few games. Whatever Coach wants me to do."

Lipscomb, a member of the Atlantic Sun Conference, finished 16-12 last season. The former NAIA basketball power located in Nashville, Tenn., moved into NCAA Division I to start the 1999-00 season. Since that time, Kentucky is by far the highest-profile team to play the Bisons.

The Bisons took a 9-3 lead but scored only one basket during the next 11-plus minutes. Kentucky took advantage and led 22-11 at the 6-minute mark.

Lipscomb, though, closed to 30-22 by halftime and was as close as two points twice during the first eight minutes of the second half, at 36-34 and 38-36. The Bisons had two chances to tie or take the lead, but missed a 3-point attempt and turned the ball over.

Still, the Bisons wouldn't go away, pulling to 44-40 with 10 minutes left on a basket by reserve swingman Eddie Ard, who scored a career-high 22 points on 9-of-12 shooting, including 18 points in the second half. The Wildcats tried several defensive matchups in an attempt to stop Ard.

Tubby Smith decided to go with a quicker lineup after halftime, sitting his three 7-footers and benching two prime-

ter starters, Patrick Sparks and Joe Crawford, for most of the second half. The pair played a combined six minutes after halftime.

In their place, Smith inserted Ramel Bradley and walk-on Ravi Moss. The move paid offensive dividends, as Moss—playing a career-high 24 minutes—scored a career-high 13 points, and Bradley added 12 points.

Kentucky began extending its lead in the final minutes as the Bisons wore down. Rondo gave the Wildcats their first double-digit advantage since the first half, making two free throws with 5:34 left to put Kentucky up 54-43. Two minutes later, Moss hit a 3-pointer to stretch the lead to 14.

Lipscomb (1-1)	FG	3FG	FT	R	F	Pts	A	T	B	S	M
02 Robinson	f	0-6	0-0	1-2	6	2	1	1	1	0	0
05 Fisk	f	2-10	0-1	1-2	4	3	5	3	5	0	2
00 Durant	c	4-6	0-0	0-1	12	2	8	0	1	0	0
03 Williams	g	1-6	1-5	0-0	1	4	3	3	2	0	0
34 Poindexter	g	4-13	2-9	0-0	2	3	10	0	1	0	0
14 Ard	g	9-12	1-2	3-4	6	1	22	0	4	2	0
32 Guyette	g	0-0	0-0	0-0	0	1	0	0	0	0	0
40 Pfaff	g	0-0	0-0	0-0	0	1	0	0	0	0	0
42 Lusk	g	0-0	0-0	0-0	0	1	0	0	0	0	1
TEAM					3						
Totals.....		20-53	4-17	5-9	34	18	49	7	16	2	3

UK (2-0)	FG	3FG	FT	R	F	Pts	A	T	B	S	M
23 Thomas	f	1-1	0-0	2-3	3	3	4	2	1	0	0
32 Crawford	f	1-5	1-2	0-0	1	2	3	1	0	0	0
10 Obrzut	c	1-2	0-0	0-0	0	1	2	1	1	0	0
04 Rondo	g	7-10	1-1	4-7	7	2	19	5	2	0	1
22 Sparks	g	2-5	1-1	0-0	1	1	5	0	1	0	0
02 Moss	g	3-3	3-3	4-4	3	1	13	0	0	0	2
03 Bradley	g	5-9	1-3	1-2	3	2	12	1	0	0	0
13 Perry	g	0-3	0-2	0-0	2	1	0	1	0	0	0
21 Alleyne	g	1-4	0-0	0-0	4	0	2	0	3	1	1
42 Sims	g	3-6	0-3	1-3	4	2	7	3	0	1	1
TEAM					2						
Totals.....		24-48	7-15	12-19	30	15	67	13	9	3	5

	1st	2nd	Tot	FG%	3FG%	FT%	Paint	P-T	2nd	Bnch
Lipscomb	22	27	49	.377	.235	.556	18	10	11	22
Kentucky	30	37	67	.500	.467	.632	24	17	10	34

Officials: Mike Wood, Roger Ayers, Ron Groover; Technical: None.

3 Municipal Auditorium (6,091)
Kansas City, Mo. • Nov. 21, 2005

KENTUCKY No. 7/7 **63**
IOWA No. 18/17 **67**

No. 18 Iowa shot just 38 percent from the field in the semi-finals of the Guardians Classic. But they held No. 7 Kentucky to 32 percent shooting, in a 67-63 victory.

"We beat a very good team tonight, and we did it by guarding," Iowa coach Steve Alford said. "They guarded us well, too. These are two good defensive teams, for the third week of November."

Greg Brunner had his usual solid inside game for Iowa, leading the Hawkeyes with 17 points and 12 rebounds. But Iowa's top shooters, guards Adam Haluska and Jeff Horner, were less effective on offense.

It fell to Mike Henderson to pick up the slack with 15 points—including a 7-for-9 night from the line.

Wildcats point guard Rajon Rondo had a career-high 19 rebounds, a Guardians Classic record, and was held to five points—13 below his season average—on 1-for-9 shooting. He didn't score until he hit a layup with just over 5½ minutes left.

"Everybody's going to have off nights," he said. "I'm not going to score 18 points every night."

A wild final 72 seconds capped a back-and-forth battle in which neither team ever went up by more than seven points.

Kentucky's Bobby Perry, who finished with 12 points, hit a 3-pointer with 1:12 remaining to force a 61-all tie. Rekalin Sims rebounded Henderson's miss at the other end, but his pass to Rondo was off-target and Rondo fell out of bounds before he could call timeout.

Sims, who led Kentucky with a career-high 22 points, fouled out on Iowa's ensuing possession, and Haluska hit the first of two free throws to put the Hawkeyes up 62-61.

Perry missed at the other end, and Henderson rebounded and was fouled. That still did not put Iowa into the bonus, so the Wildcats were forced to foul again on the inbound play and Horner hit two more free throws with 25.2 seconds left to make it 64-61.

Henderson then stripped the ball from Ramel Bradley, was fouled, and hit one free throw for a 65-61 lead. Ravi Moss scored for Kentucky with 1.4 seconds left. Haluska's two foul shots with 0.9 left sealed the win for the Hawkeyes.

Sims hit two 3-pointers and scored seven points in an early 10-0 run that put Kentucky up 12-5, but Iowa responded with 10-3 run to tie it at 15-15. After that, the margin never went past five points.

The Hawkeyes led 34-31 at the break, holding Kentucky to 32 percent shooting (10-for-31) and forcing 10 turnovers in the first half. The Wildcats didn't lead in the second half until Bradley hit a 3-pointer with just under 11 minutes left to put them up 46-44.

UK (2-1)	FG	3FG	FT	R	F	Pts	A TO	B	S	M		
42 Sims	f	8-15	4-6	2-4	7	5	22	0	2	0	0	26
04 Rondo	g	1-9	0-1	3-4	19	2	5	5	5	1	2	33
22 Sparks	g	2-5	2-4	1-2	0	2	7	2	3	0	1	24
32 Crawford	g	1-6	0-0	0-0	3	3	2	4	0	1	0	11
02 Moss	g	2-5	1-3	0-0	3	1	5	1	1	0	1	25
03 Bradley	g	2-5	1-3	2-3	2	1	7	1	3	1	0	20
10 Obrzut	g	1-1	0-0	0-0	1	2	2	0	1	0	0	10
13 Perry	g	3-8	1-3	5-6	3	1	12	1	1	0	1	24
23 Thomas	g	0-6	0-0	1-2	3	3	1	0	1	0	1	20
43 Carter	g	0-1	0-0	0-0	0	1	0	0	0	0	0	2
TEAM							3					
Totals.....		20-61	9-20	14-21	45	21	63	14	17	3	6	200

Iowa (3-0)	FG	3FG	FT	R	F	Pts	A TO	B	S	M		
44 Brunner	f	6-12	1-2	4-7	12	4	17	2	4	1	1	33
34 Hansen	c	3-5	0-0	0-0	3	3	6	0	2	5	0	15
01 Haluska	g	2-9	1-5	4-5	4	1	9	2	0	0	0	34
02 Horner	g	1-10	1-6	2-2	1	2	5	8	2	0	0	36
35 Henderson	g	4-9	0-0	7-9	7	2	15	0	1	0	4	31
05 Thompson	g	2-4	0-0	0-0	1	2	4	0	1	0	0	11
11 Freeman	g	2-4	1-2	0-0	2	5	1	1	0	1	1	16
23 Thomas	g	3-6	0-0	0-0	7	2	6	1	3	3	0	21
53 Gorney, Seth	g	0-1	0-0	0-0	0	1	0	0	0	0	0	3
TEAM							2					
Totals.....		23-60	4-15	17-23	39	19	67	14	15	9	6	200

	1st	2nd	Tot	FG%	3FG%	FT%	Paint	P-TO	2nd	Bnch
Kentucky	31	32	63	.328	.450	.667	18	12	11	27
Iowa	34	33	67	.383	.267	.739	32	17	16	15

Officials: Larry Rose, Bernard Clinton, Tom Eadesr; Technical: None.

4 Municipal Auditorium (6,357)
Kansas City, Mo. • Nov. 22, 2005

KENTUCKY No. 7/7 **80**

Kentucky's 20-0 run was too much for West Virginia to overcome.

The No. 13 Mountaineers seized a 9-2 lead over No. 7 Kentucky at the outset, then lost their cool and missed 13 consecutive shots while the Wildcats scored 20 points in a row, then held on for an 80-66 victory in the consolation game of the Guardians Classic.

Patrick Sparks had 25 points for Kentucky, including three 3-pointers in the first-half run that proved decisive. West Virginia spent the rest of the game trying to catch up.

"We did not allow them to get a rhythm early on," said Kentucky coach Tubby Smith. "We extended our defense. I thought our guys did a good job of getting out on them and contesting their shots."

Twice the Mountaineers cut the lead to three, the last time with 8:23 left when Patrick Beilein and Kevin Pittsnogle hit back-to-back 3-pointers to make it 56-53.

But Ravi Moss answered with a 3 for the Wildcats and a few minutes later Sparks hit his seventh 3-pointer and Rajon Rondo scored for a 68-58 advantage.

"They're just a great team," said Mike Gansey, who had 12 points for West Virginia. "Rondo kept making plays for them."

Kentucky also crossed up the Mountaineers by going to a zone defense.

Said West Virginia coach John Beilein, "We may have panicked just a little."

Rondo had 15 points and 10 rebounds. Sparks was 7-for-11 from behind the arc, matching his career-high. He also had six "We decided to put the ball in Patrick's hands a little more," Smith said. "He's more experienced. He's a veteran player. He'll beat you with his savvy and deception with his ball handling."

Pittsnogle tied his career-high with 27 points and also had 10 rebounds. The only other Mountaineer in double figures was Gansey.

The Mountaineers, who earned a preseason ranking for the first time in 43 years, went scoreless for 9:52 during Kentucky's 20-0 run until Pittsnogle made a short jumper in the lane.

The Wildcats shot 55 percent after hitting only 33 percent in a 67-63 loss on Monday night to No. 18 Iowa, which met No. 2 Texas in the title game.

"We passed the ball better than last night," Smith said. "And we took better shots. Last night we dribbled too much and did a lot of crazy things."

West Virginia cut the lead to 28-23 on Pittsnogle's 3-pointer with 3:23 left in the first half before Kentucky scored the next five points on Jared Carter's tip-in and three-point play. Frank Young's 3-pointer at the buzzer left the Wildcats with a 33-26 halftime lead.

WVU finished 10-for-37 from behind the arc.

UK (3-1)	FG	3FG	FT	R	F	Pts	A TO	B	S	M		
13 Perry	f	2-4	0-1	0-0	2	3	4	2	0	0	21	
42 Sims	f	4-7	1-3	0-3	7	0	9	2	0	0	32	
02 Moss	g	4-9	2-4	1-2	0	3	11	0	3	0	28	
04 Rondo	g	5-9	1-3	4-6	10	1	15	4	3	0	34	
22 Sparks	g	8-13	7-11	2-2	2	1	25	6	2	0	33	
03 Bradley	g	0-1	0-1	0-0	1	0	0	2	1	0	12	
23 Thomas	g	3-4	0-0	0-0	3	1	6	0	0	0	16	
32 Crawford	g	2-5	1-3	0-0	4	1	5	0	0	1	14	
43 Carter	g	2-3	0-0	1-1	2	2	5	0	1	0	10	
TEAM							3					
Totals.....		30-55	12-26	8-14	34	12	80	16	11	1	4	200

West Virginia (2-2)	FG	3FG	FT	R	F	Pts	A TO	B	S	M		
20 Gansey	f	5-9	2-6	0-0	7	2	12	2	1	0	1	33
21 Young	f	3-7	1-4	1-3	6	2	8	2	3	0	1	25
34 Pittsnogle	c	10-16	5-9	2-2	10	2	27	3	1	1	1	35
01 Collins	g	1-3	0-2	2-2	2	3	4	3	1	0	0	26
05 Herber	g	3-10	0-4	0-1	1	3	6	6	4	0	0	36
03 Beilein	g	2-10	2-10	0-0	1	1	6	2	0	0	0	22
14 Nichols	g	0-3	0-2	3-4	1	0	3	0	0	0	2	17
33 Summers	g	0-0	0-0	0-0	1	0	0	0	0	0	0	6
TEAM							3					
Totals.....		24-58	10-37	8-12	32	13	66	18	10	1	5	200

	1st	2nd	Tot	FG%	3FG%	FT%	Paint	P-TO	2nd	Bnch
Kentucky	33	47	80	.545	.462	.571	32	10	14	16
West Virginia	26	40	66	.414	.270	.667	22	8	13	9

Officials: Bryan Kersey, Mike Eades, Roger Ayers; Technical: None.

5 Rupp Arena (22,717)
Lexington, Ky. • Nov. 14, 2005

LIBERTY **51**
KENTUCKY No. 7/7 **81**

Sophomore forward Bobby Perry, making his second career start, scored a career-high 22 points to lead No. 7 Kentucky past Liberty 81-51.

Rajon Rondo added 13 points, nine assists and seven rebounds for the Wildcats, who remained undefeated in six games all-time against Big South Conference opponents.

Liberty returned only one starter from last season's 13-15 team—guard Larry Blair—and while he scored 26 points, he also took 25 of the team's 59 shots. The Flames, whose other loss this season came by 35 points to Virginia, only challenged Kentucky in spurts.

Kentucky posted a season high in points and went 11-of-26 from 3-point range, the second consecutive game in which the Wildcats reached double figures in made 3-pointers.

Kentucky shot 7-of-14 from 3-point range in the first half and led 36-28 at halftime. Perry scored 14 points in the first 11½ minutes, making his first five shots—including three 3s.

The Flames turned the ball over on their first four possessions and didn't attempt a shot until almost three minutes into the game. Blair, a first-team preseason All-Big South selection, kept Liberty reasonably close with 14 first-half points.

Liberty trailed only 38-30 during the first minute of the second half before the Wildcats went on a 15-2 run, giving them a 53-32 lead with 14:39 left. Liberty came no closer than 18 points after that, and the Wildcats stretched their lead to as many as 34 points.

Kentucky committed only 11 turnovers and limited the Flames to 32.2 percent field-goal shooting. Besides Blair, only one other Liberty player scored in double figures—Damien Hubbard, who had 13 points.

Of the 13 Wildcats who played, all but one scored. Freshman guard Adam Williams, making his first career appearance, scored on his first field-goal attempt—rebounding a missed 3-point attempt by Preston LeMaster and dunking with 24 seconds left, bringing a roar from the crowd of 22,717 that didn't subside until after the game ended.

Sophomore swingman Joe Crawford, who started Kentucky's first three games, did not suit up against the Flames because of multiple injuries, including a knee strain and a hip pointer.

Liberty (1-2)	FG	3FG	FT	R	F	Pts	A TO	B	S	M		
04 Bigby	f	0-5	0-0	1-2	4	3	1	1	2	0	19	
11 Hubbard	f	4-9	1-2	4-6	5	1	13	1	2	1	36	
33 Porter	f	0-2	0-1	0-0	9	4	0	1	2	0	1	29
30 Monroe	c	2-2	0-0	0-0	3	3	4	0	0	1	21	
22 Blair	g	10-25	4-9	2-3	4	1	26	5	4	0	36	
01 Holland	g	1-5	0-3	0-0	1	1	2	0	2	0	9	
02 Risher	g	0-2	0-1	0-0	2	0	0	0	0	0	12	
05 Smith	g	1-6	1-3	0-0	0	0	3	0	1	0	22	
21 Eck	g	1-2	0-0	0-0	1	5	2	0	2	0	11	
44 Stewart	g	0-1	0-1	0-0	2	2	0	0	1	0	5	
TEAM							4					
Totals.....		19-59	6-20	7-11	35	20	51	8	17	5	3	200

UK (4-1)	FG	3FG	FT	R	F	Pts	A TO	B	S	M		
13 Perry	f	8-12	3-5	3-4	4	1	22	1	0	1	0	27
42 Sims	f	3-9	0-1	0-1	7	2	6	0	2	0	0	23
02 Moss	g	1-4	1-3	0-0	6	0	3	1	0	0	0	18
04 Rondo	g	3-7	3-4	4-5	7	2	13	9	2	0	2	29
22 Sparks	g	4-9	1-3	0-0	3	0	9	4	0	0	0	31
01 Stockton	g	2-5	2-5	0-0	0	6	1	0	0	2	9	
03 Bradley	g	3-9	0-3	1-2	2	0	7	2	2	0	1	19
10 Obrzut	g	0-0	0-0	1-4	3	0	1	1	2	0	0	7
12 LeMaster	g	0-1	0-1	0-0	1	0	0	0	1	0	0	4
21 Alleyne	g	1-1	0-0	1-2	3	0	3	0	1	0	0	5
23 Thomas	g	3-5	1-1	0-0	4	2	7	0	1	0	0	14
25 Williams	g	1-2	0-0	0-0	1	0	2	0	0	0	0	4
43 Carter	g	1-5	0-0	0-0	4	3	2	0	0	2	0	10
TEAM							3					

6 Rupp Arena (19,980)
Lexington, Ky. • Nov. 29, 2005

HIGH POINT **55**
KENTUCKY No. 10/10 **75**

Point guard Rajon Rondo had 14 points, 10 rebounds and six assists to lead No. 10 Kentucky past High Point 75-55.

Ramel Bradley scored 14 points and Patrick Sparks added 13 for Kentucky, which won its third straight game while prepping for a at Rupp Arena against defending national champion North Carolina.

Arizona Reid had 29 points and 16 rebounds—each a career high—for High Point, a member of the Big South Conference and the alma mater of Kentucky coach Tubby Smith. It was the third time the Panthers played Kentucky since Smith became the Wildcats' coach in 1997.

Kentucky's average margin of victory in its previous two meetings with the Panthers was 36.5 points. High Point went 1-of-19 from 3-point range but kept things interesting for a half before wearing down against the Wildcats defense.

High Point outrebounded Kentucky 20-19 in the first half and trailed only 34-30 at halftime, but Kentucky finished with a 43-35 edge on the boards.

High Point took the lead at 24-21 at the 7:27 mark on a three-point play by Akeem Scott, who scored 12 points. But a 13-2 Kentucky run—keyed by Rondo's three baskets—put the Wildcats ahead 34-26 with 3:51 left in the half.

Kentucky led only 38-33 early in the second half, but scored 21 of the next 29 points to up its advantage to 59-41 with 8:19 left. Kentucky's lead peaked at 26 points.

Smith freely substituted during the second half, even inserting seldom-used walk-on guard Preston LeMaster for more than two minutes while the game was still somewhat in doubt. Junior 7-footer Lukasz Obrzut—who, like most of Kentucky's centers, had struggled early this season—scored a career-high nine points.

But Rondo, who had his third double-double of the season, again proved to be Kentucky's catalyst, finishing 6-of-9 from the field. During the first four minutes of the second half, the 6-foot-1 sophomore grabbed six rebounds, and later assisted on consecutive baskets by Bradley, Obrzut and Sparks.

Smith was a guard for High Point from 1969-73. He led the North Carolina school, which then was in the NAIA, in scoring as a senior and still ranks fifth on the Panthers' career list with 1,589 points.

High Point (3-2)	FG	3FG	FT	R	F	Pts	A TO	B	S	M
10 Konare	f	3-7	0-1	0-0	4	2	6	1	0	28
21 Dunn	f	1-5	0-3	0-0	3	2	2	0	1	29
13 Quick	g	0-6	0-1	0-0	4	2	0	5	2	0
23 Scott	g	4-15	0-6	4-6	4	12	1	4	0	26
30 Reid	g	12-19	1-1	4-5	16	0	29	0	7	1
03 Crowder	g	0-3	0-3	0-0	1	0	0	1	0	16
05 Jefferson	g	0-0	0-0	0-0	1	0	0	1	0	0
33 Stokes	g	2-2	0-0	0-4	1	3	4	0	1	0
34 Minnis	g	0-0	0-0	2-2	2	1	2	0	0	1
40 Lamons	g	0-0	0-0	0-1	0	1	0	0	0	0
44 Bowen	g	0-5	0-4	0-0	1	1	0	1	1	0
TEAM					2					
Totals.....		22-62	1-19	10-18	35	18	55	10	17	3

UK (4-1)	FG	3FG	FT	R	F	Pts	A TO	B	S	M
13 Perry	f	2-10	0-1	1-2	3	0	5	0	1	0
42 Sims	f	3-4	0-0	0-1	3	3	6	1	3	0
02 Moss	g	1-2	1-1	0-0	4	2	3	0	2	0
04 Rondo	g	6-9	0-1	2-2	10	2	14	6	4	0
22 Sparks	g	5-12	2-7	1-1	3	1	13	4	1	0
01 Stockton	g	2-4	1-3	0-0	0	1	5	3	0	0
03 Bradley	g	5-10	1-2	3-5	0	1	14	3	0	1
10 Obrzut	g	4-5	0-0	1-1	4	2	9	0	1	0
12 LeMaster	g	0-2	0-2	0-0	0	0	0	1	0	0
23 Thomas	g	2-4	0-0	0-0	6	2	4	3	2	0
25 Williams	g	1-1	0-0	0-0	1	1	2	0	0	0
43 Carter	g	0-0	0-0	0-2	4	3	0	0	1	0
TEAM					5					
Totals.....		31-63	5-17	8-14	43	18	75	21	14	1

	1st	2nd	Tot	FG%	3FG%	FT%	Paint	P-TO	2nd	Bnch
High Point	30	25	55	.355	.053	.556	36	14	15	6
Kentucky	34	41	75	.492	.294	.571	46	19	10	34

Officials: Joe Lindsay, Mike Nance, Jason McNeil; Technical: None.

7 Rupp Arena (23,860)
Lexington, Ky. • Dec. 3, 2005

NORTH CAROLINA **83**
KENTUCKY No. 10/10 **79**

led by a career-high 25 points from Reyshawn Terry, North Carolina upset No. 10 Kentucky 83-79, giving the Tar Heels a win on the road that ended the Wildcats' 11-game winning streak at Rupp Arena.

North Carolina held off two second-half runs by Kentucky to beat the Wildcats for the second straight season.

Kentucky, despite career highs in points from guards Rajon Rondo (20) and walk-on Ravi Moss (17), lost for the first time at home since falling 65-59 to Kansas on Jan. 9, 2005.

North Carolina capitalized on its size, holding a 37-30 rebounding advantage and getting numerous second-chance shots. Kentucky shot better from the field—50.9 percent to 43.3 percent—but North Carolina attempted five more shots than the Wildcats.

"We had trouble with some of the same issues that we've had all year long—rebounding the ball," Kentucky coach Tubby Smith said. "That was our primary concern."

Almost half the Tar Heels' shots—27 of 60—were 3-point attempts. North Carolina finished 10-of-27 from behind the arc, including 3-of-5 performances from David Noel (15 points) and Wes Miller (12 points). Noel has scored in double figures in each of North Carolina's games this season after doing so a combined five times during his previous two seasons.

During Smith's nine seasons at Kentucky, this was only the second time the Wildcats shot 50 percent or better from the field and lost. Kentucky is 96-2 in such games under Smith.

Kentucky quickly trimmed North Carolina's 12-point halftime lead, opening the second half on a 12-2 run to pull within 46-44. But the Tar Heels just as quickly restored their advantage to double digits and kept it there.

North Carolina led 71-58 with 7:55 left—Kentucky's largest deficit of the season—but Kentucky scored the next eight points and trailed 71-66 with 4:22 left.

The Wildcats turned the ball over on their next two trips, while North Carolina picked up a 2-pointer from Marcus Ginyard and 3-pointer by Noel. The 3-pointer gave the Tar Heels a 76-66 lead with 2:53 left, and they made 7-of-9 free throws in the final minute to seal the win.

"We just wanted to come out here and prove we can play with anybody," Miller said.

North Carolina's 44-32 halftime lead largely was the result of the Tar Heels' 7-of-16 3-point shooting. Terry had two of those 3-pointers and 16 points in the half.

Kentucky led 16-10 early, but Danny Green's 3-pointer put North Carolina up 20-18, and the Tar Heels stretched that lead to double digits by the end of the half.

North Carolina (4-1)	FG	3FG	FT	R	F	Pts	A TO	B	S	M
03 Terry	f	7-15	2-6	9-10	7	3	25	0	2	1
34 Noel	f	6-12	3-5	0-1	9	3	15	2	1	0
50 Hansbrough	c	1-5	0-0	4-7	10	3	6	2	1	0
01 Ginyard	g	3-9	0-4	2-2	1	2	8	3	1	0
04 Frasor	g	3-7	1-4	2-2	1	2	9	2	2	0
14 Green	g	1-5	1-3	2-2	1	1	5	0	2	0
22 Miller	g	4-6	3-5	1-2	0	2	12	0	2	0
41 Sanders	g	1-1	0-0	1-2	5	2	3	1	0	0
TEAM					3					
Totals.....		26-60	10-21	28-37	18	83	10	11	2	2200

UK (5-2)	FG	3FG	FT	R	F	Pts	A TO	B	S	M
13 Perry	f	4-11	0-4	0-0	11	2	8	1	1	0
42 Sims	f	3-3	1-1	0-0	2	2	7	3	0	0
02 Moss	g	4-9	3-7	6-8	6	4	17	2	1	0
04 Rondo	g	9-11	0-0	2-6	5	3	20	4	3	0
22 Sparks	g	3-12	2-7	2-5	2	2	10	2	0	2
01 Stockton	g	0-0	0-0	0-0	0	0	0	0	0	0
03 Bradley	g	3-6	1-2	5-6	2	1	12	1	0	0
10 Obrzut	g	0-1	0-0	0-0	0	2	0	0	0	0
21 Alleyne	g	0-0	0-0	0-0	0	0	0	0	0	0
23 Thomas	g	1-1	0-0	1-2	3	3	1	1	1	0
43 Carter	g	1-1	0-0	0-0	0	2	2	0	0	0
TEAM					1					
Totals.....		28-55	7-21	16-24	30	21	79	12	11	1

	1st	2nd	Tot	FG%	3FG%	FT%	Paint	P-TO	2nd	Bnch
N. Carolina	44	39	83	.433	.370	.750	28	16	11	20
Kentucky	32	47	79	.509	.333	.667	34	8	11	17

Officials: Tony Greene, Karl Hess, Doug Sirmons; Technical: None.

8 Phillips Arena (8,154)
Atlanta, Ga. • Dec. 6, 2005

KENTUCKY No. 15/15 **73**
GEORGIA STATE **46**

After watching his team get the ball inside the paint only 12 times in a loss to North Carolina last weekend, Kentucky coach Tubby Smith promised that wouldn't happen again.

The No. 15 Wildcats delivered on Smith's pledge as backup center Shagari Alleyne scored a career-high 16 points as the Wildcats beat Georgia State 73-46 despite playing without leading scorer Rajon Rondo.

Rondo, a sophomore guard and the team leader in the major offensive categories, was held out with strep throat.

"We finally threw the ball inside," Smith said. "We were bigger than the Panthers inside. We made a commitment to throw the ball inside."

Kentucky still leaned on its guards for most of its scoring against the Panthers, but Smith was encouraged to see the breakout game from Alleyne.

"We were very pleased he was able to play the way he did tonight," Smith said. "He can be a real force inside because he is so long."

Without Rondo, who averages 14.7 points and 10 rebounds, Smith abandoned his normal three-guard lineup and instead found success with Alleyne. The 7-foot-3 junior, whose previous career high was three points, was averaging only 8.2 minutes per game and had scored only seven points all season before taking advantage of the opportunity against the Panthers.

"I just let the game flow a little bit," Alleyne said. "Coach just said he wanted us to get as many easy baskets as we can, to get as close to the basket as we can."

Alleyne did not start the game, but started the second half. "We thought we would see a smaller team, a faster team," Georgia State coach Michael Perry said. "The game plan probably changed for both teams when (Smith) saw the production that he had."

Joe Crawford, who returned after missing three games with a hip pointer and a bone bruise on his knee, had 14 points. Ramel Bradley added 12 for Kentucky, which led by only six at halftime before pulling away with a 22-6 run to open the second half.

Kentucky had two 11-0 runs in the first half after Georgia State scored the first 11 points. Smith subbed for Alleyne, who had three baskets and a blocked shot as the Wildcats answered with their own run.

After Georgia State took a 14-11 lead, a 3-pointer by Bobby Perry sparked another 11-0 run by Kentucky for a 22-14 lead. The Wildcats led 30-24 at halftime and pushed the lead to 22 points at 52-30 on a 3-pointer by Ramel Bradley with 10:27 left.

UK (6-2)	FG	3FG	FT	R	F	Pts	A TO	B	S	M
13 Perry	f	2-4	1-2	0-0	4	1	5	0	1	0
23 Thomas	f	2-4	0-0	5-5	7	2	9	0	3	0
10 Obrzut	c	1-3	0-0	0-0	3	2	2	0	0	2
02 Moss	g	0-2	0-2	1-2	2	0	1	2	3	0
22 Sparks	g	4-7	2-5	0-0	2	2	10	1	1	0
01 Stockton	g	1-2	0-1	0-0	2	2	2	0	1	0
03 Bradley	g	5-9	2-2	0-0	7	3	12	5	2	3
12 LeMaster	g	0-0	0-0	0-0	0	0	0	0	0	0
21 Alleyne	g	6-8	0-0	4-4	6	0	16	3	1	1
25 Williams	g	0-0	0-0	0-0	0	1	0	0	0	0
32 Crawford	g	5-9	2-4	2-3	7	1	14	2	1	0
42 Sims	g	1-3	0-0	0-0	4	2	2	2	1	0
43 Carter	g	0-1	0-0	0-0	0	1	0	0	2	0
TEAM					1					
Totals.....		27-52	7-16	12-14	45	17	73	15	16	7

Georgia State (2-3)	FG	3FG	FT	R	F	Pts	A TO	B	S	M
01 Chase	f	8-13	1-3	2-4	5	1	19	0	3	1
32 Billingslea	f	3-6	0-0	0-1	3	4	6	2	3	1
12 Manier	g	3-8	0-4	0-0	3	2	6	2	2	0
20 Copeland	g	1-6	1-3	1-2	2	0	4	1	0	0
22 McGrew	g	0-3	0-2	0-0	2	2	0	3	2	0
02 Perique	g	2-5	0-1	2-6	2	1	6	0	1	0
34 Robinson	g	0-2	0-0	0-0	0	2	0	0	0	0
44 Dickerson	g	1-3	0-0	0-0	2	2	2	0	0	1
50 Favors	g	1-7	1-4	0-0	1	1	3	1	0	0
TEAM					3					
Totals.....		19-53	3-17	5-13	23	15	46	9	11	3

	1st	2nd	Tot	FG%	3FG%	FT%	Paint	P-TO	2nd	Bnch
Kentucky	30	43	73	.519	.438	.857	32	13	19	46
Georgia State	24	22	46	.358	.176	.385	23	14	6	11

Officials: Ted Valentine, Jamie Luckie, Ron Groover; Technical: None.

9 RCA Dome (28,031)
Indianapolis, Ind. • Dec. 10, 2005

KENTUCKY No. 15/15 **53**
INDIANA No. 18/16 **79**

Marco Killingsworth had 23 points and 11 rebounds, A.J. Ratliff added a career-high 21 points, and 18th-ranked Indiana used a relentless defensive effort to rout No. 15 Kentucky 79-53—ending a five-game drought against the rival Wildcats.

Ratliff delivered a big-time game in his first start of the season, and Killingsworth showed he could find open teammates quicker when Kentucky tried to double team him. The combination put the Wildcats on their heels from the opening tip, and Indiana responded with its most lopsided victory in the 49-game series.

"They were obviously hungrier, more aggressive than we were," Kentucky coach Tubby Smith said. "When you go 2-for-27 (on 3s) and have four assists and 19 turnovers, you're not going to beat anybody."

Rather than settling for long jumpers, the Hoosiers patiently worked for good shots and beat the Wildcats in front of a crowd topping 28,000—half clad in Kentucky blue, the other half in Indiana red.

The Hoosiers scored 25 points off Kentucky turnovers and the Wildcats missed their first 20 3-pointers.

Killingsworth, who had never beaten Kentucky in three seasons at Auburn before transferring to Indiana, celebrated by grabbing coach Mike Davis around the neck and put him in a mock chokehold as time expired.

Indiana was relentless on defense, forcing turnovers and contesting shots. The Hoosiers took care of the basketball and played hard.

They took control early, using a 12-2 run to build a 16-8 lead, followed that flurry with a 9-0 run that made it 25-12 and closed the half by scoring the final five points to take a 35-19 lead.

It was Kentucky's lowest-scoring half since Jan. 19, when it scored 16 against Mississippi, and the Wildcats were 0-for-12 from 3-point range.

Rajon Rondo was the Wildcats' top scorer, finishing with 21 points, most coming after the outcome had already been decided. He missed Tuesday's game against Georgia State because of strep throat and didn't look 100 percent.

"We didn't play with intensity and we didn't shoot the ball well at all," Rondo said.

The Wildcats rallied in the final six minutes, using an 18-6 run to get within 59-47 with 3:21 to go.

UK (6-3)	FG	3FG	FT	R	F	Pts	A TO	B	S	M	
42 Sims	f	1-2	0-1	0-0	1	3	2	0	1	0	17
21 Alleyne	c	1-2	0-0	0-0	3	4	2	1	0	0	9
02 Moss	g	0-3	0-2	0-0	2	4	0	1	1	0	23
04 Rondo	g	6-15	0-6	9-11	9	4	21	2	6	0	28
22 Sparks	g	2-7	0-3	2-3	3	3	6	0	1	0	26
01 Stockton	g	1-2	1-2	0-0	1	3	0	0	0	0	6
03 Bradley	g	4-14	0-7	0-0	1	4	8	0	5	1	23
10 Obrzut	g	0-0	0-0	0-0	2	2	0	0	2	0	10
13 Perry	g	1-6	0-1	0-0	4	2	2	0	1	0	21
23 Thomas	g	1-1	0-0	0-0	3	0	2	0	2	0	12
32 Crawford	g	2-9	1-5	2-3	6	2	7	0	0	0	25
TEAM						2					
Totals.....		19-61	2-27	13-17	36	29	53	4	19	2	4200

Indiana (5-2)	FG	3FG	FT	R	F	Pts	A TO	B	S	M	
05 Killingsworth	f	7-8	0-0	9-14	11	3	23	4	4	0	32
24 Vaden	f	5-11	1-3	0-0	6	2	11	5	5	0	26
20 Ratliff	g	6-9	2-4	7-8	2	4	21	0	0	1	21
22 Strickland	g	2-8	0-2	6-7	3	4	10	2	1	0	27
33 Monroe	g	0-1	0-1	3-4	2	5	3	1	0	0	26
10 Wilmont	g	1-2	0-1	0-0	2	0	2	0	0	0	12
11 Suhr	g	0-1	0-1	0-0	0	0	0	0	0	0	13
21 Allen	g	1-3	1-3	1-2	4	0	4	0	0	1	13
23 Kline	g	0-0	0-0	0-0	2	0	0	2	0	0	1
51 Calloway	g	2-2	1-1	0-0	1	2	5	2	2	0	19
TEAM						1					
Totals.....		24-45	5-16	26-35	34	20	79	16	13	2	5200

	1st	2nd	Tot	FG%	3FG%	FT%	Paint	P-TO	2nd	Bnch
Kentucky	19	34	53	.311	.074	.765	28	11	13	22
Indiana	35	44	79	.533	.313	.743	32	25	9	11

Officials: J.D. Collins, Tom Eades, Gene Crawford; Technical: None.

10 Rupp Arena (24,432)
Lexington, Ky. • Dec. 17, 2005

LOUISVILLE No. 4/4 **61**
KENTUCKY No. 23/22 **73**

Rajon Rondo scored 25 points, setting a career high for the fourth time this season, and the 23rd-ranked Wildcats rebounded from their most lopsided loss in 16 years to beat No. 4 Louisville 73-61.

The win—before 24,432 fans, the second-largest crowd in the 30-year history of Rupp Arena—was the 350th of Kentucky coach Tubby Smith's career.

Kentucky wasted little time asserting its dominance against the Cardinals, never trailing and jumping to a double-digit lead in the first 7 minutes.

"We got off to a great start and played very energized," Smith said.

Louisville's starting center, David Padgett, picked up two fouls in the first 88 seconds and sat on the bench the rest of the half, taking away a potential inside advantage for the Cardinals. Padgett didn't take his first shot until almost 6 minutes into the second half and his 12 points came as Louisville tried in vain to rally.

Meanwhile, Lukasz Obrzut grabbed a career-high nine rebounds and had two of the Wildcats' six blocked shots.

"We had to start playing defense," said Obrzut, who had two blocks. "We had to recognize that. Kentucky is defense."

Louisville, playing away from home for the first time this season, made one of its first 14 shots while Kentucky jumped to a 13-3 lead. The poor shooting proved to be a trend, not an aberration—the Cardinals finished 21-of-60 from the field (35 percent).

Taquan Dean had 14 points and six assists for Louisville, but was 5-for-16 from the field.

After the initial Kentucky burst, the Cardinals scored 10 of the next 14 points to close that gap to 17-13. Then Rondo took over for Kentucky.

The sophomore point guard made a 3-pointer, converted a three-point play, then assisted on a dunk by 7-foot-3 center Shagari Alleyne, extending Kentucky's lead to 25-13.

"He did a good job of taking what they gave him," Smith said of Rondo, who had seven assists. "He really played under control and was poised out there. Lately, he has felt like he has had to do a lot."

After two Louisville baskets, it was Sheray Thomas' turn. The junior forward, who finished with a career-high 11 points, scored on a tip-in, a 3-pointer and two free throws during a 10-2 run that put Kentucky up 35-19. The Wildcats led 39-24 at halftime.

The Kentucky lead was 45-27 when Louisville's Andre McGee was called for a charging foul against Kentucky's Patrick Sparks. The call incensed Rick Pitino, who received a technical foul for his vehement protest.

Louisville (6-1)	FG	3FG	FT	R	F	Pts	A TO	B	S	M	
01 Williams	f	1-7	0-3	3-3	1	1	5	1	0	0	22
03 Palacios	f	6-9	2-5	1-2	7	4	15	0	1	2	26
04 Padgett	f	5-8	0-0	2-4	3	3	12	1	1	0	20
05 Dean	g	5-16	2-10	2-2	5	4	14	6	4	0	34
11 Jenkins	g	2-6	2-2	0-0	4	4	6	2	0	0	34
12 Gianiny	g	0-0	0-0	2-2	1	2	2	1	0	0	10
22 Millard	g	0-0	0-0	0-0	2	1	0	1	1	0	14
30 Huffman	g	0-2	0-0	0-0	1	2	0	0	1	0	4
33 McGee	g	1-5	1-4	2-5	1	3	5	2	4	0	19
43 Farley	g	0-0	0-0	0-0	1	0	0	0	0	0	1
44 Johnson	g	1-7	0-1	0-0	5	2	2	0	0	1	16
TEAM						4					
Totals.....		21-60	7-25	12-18	35	26	61	14	12	4	2200

UK (7-3)	FG	3FG	FT	R	F	Pts	A TO	B	S	M	
23 Thomas	f	3-6	1-1	4-4	6	3	11	1	0	1	29
10 Obrzut	c	2-3	0-0	0-1	9	3	4	0	0	2	30
04 Rondo	g	7-12	1-3	10-15	3	2	25	7	3	0	35
22 Sparks	g	2-3	0-0	2-2	2	3	6	0	2	0	20
32 Crawford	g	3-8	0-0	3-4	7	2	9	0	1	1	31
02 Moss	g	1-4	1-3	2-2	3	2	5	0	0	0	18
03 Bradley	g	3-6	1-4	1-2	0	3	8	2	2	0	17
13 Perry	g	0-1	0-1	0-0	1	1	0	1	1	0	8
21 Alleyne	g	2-3	0-0	0-0	1	0	4	0	1	2	4
42 Sims	g	0-2	0-1	1-4	3	0	1	1	1	0	8
TEAM						1					
Totals.....		23-48	4-13	23-34	36	19	73	12	12	6	3200

	1st	2nd	Tot	FG%	3FG%	FT%	Paint	P-TO	2nd	Bnch
Louisville	24	37	61	.350	.280	.667	28	8	14	9
Kentucky	39	34	73	.479	.308	.676	30	14	6	18

Officials: Tony Greene, Doug Shows, Jim Burr; Technical: UofL-Bench.

11 Freedom Hall (13,794)
Louisville, Ky. • Dec. 23, 2005

IONA **67**
KENTUCKY No. 19/20 **73**

Who knows if it was the playing time that sparked the points or the points that sparked the playing time? Either way, Rekalin Sims returned as a scoring presence for No. 19 Kentucky.

The reserve forward had 11 points, six more than his total in the previous three games, to lead the Wildcats to 73-67 victory over Iona in their annual home game at Freedom Hall.

"I definitely needed a game like I had, just because I've been on the down for the last few games," The 6-foot-8 junior said. "This was a confidence-builder for me."

The Wildcats never trailed, although the Gaels played them far tougher than No. 11 Louisville—the court's usual tenant—did earlier in the week.

If that game proved the guard-heavy Kentucky lineup can score inside, this one provided more evidence.

It marked the re-emergence of Sims, who was 5-of-8 from the field. Earlier this week, he acknowledged his shooting has struggled since his drop-off in playing time, something he said he never had to deal with in junior college.

Rajon Rondo had 13 points for Kentucky and Joe Crawford added 12, but much of the post-game credit was heaped on Sims.

"He was more mobile," Wildcats coach Tubby Smith said. Rondo said he sensed a breakout for Sims.

"He had a swagger in the warmups," Rondo said. Kentucky is 116-31 all-time in Louisville, including victories in its last 16 games there against teams other than the Cardinals.

Steve Burtt had 23 points for Iona, which cut the lead to three with just over a minute left. But Kentucky guard Patrick Sparks hit a 3-pointer—his only field goal of the game. Sparks had a season-high eight assists and a game-high seven rebounds.

"I like shooting in this gym," said Sparks, who made three free throws in the final seconds to win last year's game against Louisville in Freedom Hall. "It's a good place to play."

With the game tied 4-4, Kentucky went on an 8-0 run. The Gaels cut the lead to 14-11 on consecutive 3-pointers—including a four-point play by Marvin McCullough—but they would get no closer.

Burtt, who came into the game as the nation's No. 3 scorer, scored 21 points in the second half. He missed seven of eight shots in the first half and spent much of the opening 20 minutes on the bench after picking up two quick fouls.

"You can't keep a great player down," Smith said of Burtt. "A guy like Steve Burtt made some big plays down there, but I thought we made him work to get his shots."

"We just couldn't get over the hump," Iona coach Jeff Ruland said. "A couple of our big guys just didn't show up tonight."

Iona (7-1)	FG	3FG	FT	R	F	Pts	A TO	B	S	M	
04 Springer	f	2-6	0-0	0-0	6	0	4	0	0	0	26
33 Wachsmann	f	2-4	0-0	0-0	6	2	4	0	2	0	26
13 McCullough	g	3-3	1-1	1-1	1	3	8	2	4	0	33
14 Soliver	g	7-16	1-3	4-7	3	3	19	6	0	0	37
15 Burtt	g	9-25	4-9	1-3	3	3	23	1	3	0	35
00 Kelly	g	0-1	0-0	1-2	3	0	1	0	0	0	5
30 Bruin	g	0-3	0-0	0-0	2	2	0	0	2	0	13
32 Marshall	g	0-1	0-1	0-0	4	0	0	0	1	0	10
34 Jackson	g	3-4	1-1	1-2	1	0	8	0	0	0	15
TEAM						3					
Totals.....		26-63	7-15	8-15	32	13	67	9	12	0	5200

UK (8-3)	FG	3FG	FT	R	F	Pts	A TO	B	S	M	
23 Thomas	f	4-7	0-1	0-0	5	2	8	1	2	1	18
10 Obrzut	c	2-3	0-0	4-4	2	3	8	2	1	1	19
04 Rondo	g	6-12	0-2	1-1	5	3	13	5	1	0	32
22 Sparks	g	1-3	1-2	0-0	7	1	3	8	6	0	23
32 Crawford	g	5-9	2-4	0-0	4	2	12	2	3	1	20
01 Stockton	g	0-1	0-0	0-0	0	0	0	0	0	0	6
02 Moss	g	1-6	1-5	1-2	3	2	4	0	1	0	320
03 Bradley	g	3-8	1-4	1-2	1	1	8	0	0	0	19
13 Perry	g	2-5	0-1	0-0	4	2	4	1	3	1	19
42 Sims	g	5-8	1-2	0-0	6	0	11	0	1	0	23
43 Carter	g	1-1	0-0	0-1	1	0	2	0	0	0	1
TEAM						4					

12 US Bank Arena (16,043)
Cincinnati, Ohio • Dec. 30, 2005

OHIO **63**
KENTUCKY No. 18/19 **71**

The ball left Ramel Bradley's hand with the right amount of spin but way too much speed, headed straight for the backboard with the game at a turning point.

Smack. Swish.
Bradley's banked 3-pointer from the top of the key started a final push by No. 18 Kentucky, which trailed most of the game before rallying for a 71-63 victory over Ohio in the Wildcats' annual trek across the Ohio River.

Bradley and Joe Crawford had career highs, rescuing the Wildcats from an off-night by their top two guards. Crawford scored 23 points and Bradley had 16 in an offense so stagnant at times that coach Tubby Smith furiously smacked his black leather shoe on the floor.

"We really don't have a team that's going to just run away from people—the big knockout punch," Smith said. "We've got to do it in so many different ways."

They did it with two unexpected performances and that banked 3-pointer that Ohio won't soon forget.

"My plan was to stay in it until the end, then steal it," Bobcats coach Tim O'Shea said. "And we were doing that. Then the guy banks in the three."

Ohio led by nine points three times, leaving the Kentucky fans at U.S. Bank Arena fearing the worst. Bradley's momentum turning 3-pointer cut it to 56-55 and got Kentucky revved.

Rekalin Sims had a tip-in and a three-point play with 2:30 left that gave Kentucky its first lead since the middle of the first half, 60-59.

Mychal Green led Ohio with 16 points, all in the first half, when the Bobcats shot 65 percent from the field. They shot 34.6 percent in the second.

Nothing came easy for Kentucky. Point guard Rajon Rondo was 2-of-4 for six points, and Patrick Sparks was 1-of-10 for three. And a timid front line failed to use its height advantage—Kentucky got only four free throws in the first half and missed them all.

The Bobcats more than held their own against a bigger lineup and a pedigree basketball program. Green went 4-of-5 on 3-pointers—two of them from beyond the NBA arc—to keep Ohio ahead for most of the first half.

Crawford matched him in a game of one-upmanship, also going 4-of-5 from behind the arc while equaling his career high with 14 points in the half. The sophomore had never made more than two 3-pointers in a game.

The game had special significance for Kentucky—its 2,500th all-time. The Wildcats are 1,913-586 with one tie.

Ohio (6-2)	FG	3FG	FT	R	F	Pts	A TO	B S M
01 Troutman	f	1-5	0-2	2-2	1	2	4 4	3 0 4 35
05 Williams	f	4-7	0-0	3-5	10	4	11 0	3 0 1 29
23 Halbert	f	2-6	2-6	0-0	6	1	6 2	0 0 0 30
00 Green	g	6-10	4-6	0-0	1	16	3 3	1 0 0 35
03 Fears	g	5-9	0-2	4-4	3	5	14 3	7 0 2 35
02 Jackson	g	2-3	0-1	0-1	3	1	4 0	0 0 0 11
10 Davis	g	2-4	1-2	3-6	3	1	8 1	3 0 0 13
11 Chapman	g	0-1	0-0	0-0	0	1	0 0	0 0 0 5
33 Tillman	g	0-1	0-0	0-0	2	2	0 0	0 0 0 7
TEAM					1			
Totals.....		22-46	7-19	12-18	30	18	63 13	19 1 7 200

UK (9-3)	FG	3FG	FT	R	F	Pts	A TO	B S M
23 Thomas	f	1-6	0-2	0-2	5	3	2 4	1 1 0 30
10 Obrzut	c	1-2	0-0	0-0	0	2	2 0	0 0 1 11
04 Rondo	g	2-4	1-2	1-4	7	1	6 4	2 0 1 36
22 Sparks	g	1-10	1-5	0-0	1	3	5 3	0 0 0 19
32 Crawford	g	8-15	4-6	3-3	4	0	23 1	2 0 0 34
02 Moss	g	0-4	0-2	0-2	3	2	0 0	2 0 0 10
03 Bradley	g	6-10	2-3	4-4	2	3	18 0	1 0 1 21
13 Perry	g	3-5	0-1	0-0	6	1	6 0	2 0 2 18
21 Alleyne	g	0-0	0-0	0-0	0	0	0 0	0 0 0 1
42 Sims	g	5-7	0-1	1-1	6	4	11 1	0 1 0 20
TEAM					1			
Totals.....		27-63	8-22	9-16	35	17	71 15	13 2 5 200

	1st	2nd	Tot	FG%	3FG%	FT%	Paint	P-TO	2nd	Bnch
Ohio	40	23	63	.478	.368	.667	26	14	9	12
Kentucky	37	34	71	.429	.364	.563	34	16	22	35

Officials: Doug Shows, Rick Crawford, J.B. Caldwell; Technical: None

13 Rupp Arena (21,329)
Lexington, Ky. • Jan. 3, 2006

UCF **57**
KENTUCKY No. 19/21 **59**

Rajon Rondo has done everything for Kentucky this season—score, rebound, pass and play defense. Against Central Florida, he did something he had never done before: Hit a last-second, game-winning shot.

Never, Rondo says. Not in college, high school or any time before.

His turnaround jumper with a second left gave the 19th-ranked Wildcats a 59-57 victory over Central Florida.

But the sophomore guard, who has been battling a cold for five days, shrugged off his late heroics.

"I don't really look at it as that much of a big deal," Rondo said. "I'm just glad we got the win."

Rondo said coach Tubby Smith called a different play when the Wildcats came out of their last timeout but changed course when he saw the defense.

Central Florida tied the game with 25 seconds left on a 3-pointer by Mike O'Donnell, but Rondo, ever conscious of the clock, stopped his dribble, spun around and hit the winning shot. He finished with 13 points.

"It was a big, big shot and a clutch play," Smith said.

Golden Knights coach Kirk Spraw said he wasn't surprised Rondo took the shot, but his players just couldn't defend it.

"We knew he was going to have the ball in his hands," Spraw said. "If I was Coach Smith, I would have done the same thing."

Only once has Central Florida beaten a ranked opponent—Dec. 12, 2002, over No. 25 College of Charleston in Orlando.

If Rondo was the savior during Kentucky's second-half dry spell, Ramel Bradley did the same in the first half. Bradley had 14 of his 16 points in the opening 20 minutes.

The knock on Bradley, a sophomore guard from New York, had always been his shot selection. Coming into the game, Bradley had made only four of his previous 18 3-point attempts, but he improved that average dramatically.

He was 3-of-4 from beyond the arc in the first half and was fouled attempting another, making all three free throws.

"Today I was just feeling it," Bradley said.

His timing couldn't have been better.

Kentucky missed its first six shots and didn't score from the field until a layup by Shegari Alleyne nearly 6 minutes in.

The team's shooting woes prompted Smith to remove all five starters at the 3-minute mark and insert new players who didn't immediately fare much better. The Golden Knights built an 11-point lead midway through the half.

Josh Peppers had 15 points for the Golden Knights, who topped Kentucky in both shooting percentage and rebounds.

UCF (6-6)	FG	3FG	FT	R	F	Pts	A TO	B S M
02 Payne	f	1-4	0-0	0-0	3	3	2 0	1 0 0 15
30 Peppers	f	6-10	3-6	0-0	3	1	15 1	3 0 0 29
33 Williams	f	4-12	0-0	1-2	8	3	9 4	6 0 0 30
04 O'Donnell	g	2-4	2-4	0-0	2	4	6 7	1 0 1 35
21 Rose	g	5-9	0-2	2-4	10	2	12 3	0 0 2 26
01 Taylor	g	1-2	1-2	0-0	0	0	3 0	0 0 0 5
03 Noel	g	0-3	0-2	0-0	2	0	0 0	2 0 0 10
13 Zondervan	g	0-1	0-1	0-0	0	0	0 0	0 0 0 2
20 Lindbeck	g	2-3	2-3	0-0	1	3	6 0	0 0 0 31
25 Gill	g	1-2	0-0	2-2	5	0	4 1	1 1 0 17
TEAM					2			
Totals.....		22-50	8-20	5-8	36	16	57 16	19 1 3 200

UK (10-3)	FG	3FG	FT	R	F	Pts	A TO	B S M
23 Thomas	f	0-2	0-0	1-4	3	1	1 0	0 0 0 21
10 Obrzut	c	0-1	0-0	0-0	1	0	0 0	0 1 0 5
04 Rondo	g	6-11	0-1	1-2	4	2	13 6	2 0 4 31
22 Sparks	g	1-3	0-2	0-0	1	0	2 1	0 1 0 14
32 Crawford	g	3-11	0-4	2-2	4	2	8 2	0 0 0 25
02 Moss	g	1-2	1-2	0-0	3	1	3 2	0 0 0 16
03 Bradley	g	5-10	3-4	3-3	0	0	16 0	1 0 3 30
13 Perry	g	4-8	1-2	0-0	3	1	9 0	2 1 0 26
21 Alleyne	g	1-2	0-0	1-2	0	0	3 0	1 0 0 4
42 Sims	g	1-4	0-2	0-0	3	3	2 1	0 1 0 15
43 Carter	g	0-0	0-0	2-2	2	2	2 0	2 3 0 13
TEAM					3			
Totals.....		22-54	5-17	10-15	27	12	59 12	10 5 9 200

	1st	2nd	Tot	FG%	3FG%	FT%	Paint	P-TO	2nd	Bnch
UCF	26	31	57	.440	.400	.625	20	11	7	13
Kentucky	33	26	59	.407	.294	.667	32	24	6	35

Officials: Mike Stuart, Doug Simmons, Everett Summers; Technical: None.

14 Allen Fieldhouse (16,300)
Lawrence, Kan. • Jan. 7, 2006

KENTUCKY No. 19/21 **46**
KANSAS **73**

Freshman Brandon Rush had career highs of 24 points and 12 rebounds and Kansas handed No. 19 Kentucky its worst loss in coach Tubby Smith's nine seasons, 73-46.

Russell Robinson added 12 points and C.J. Giles added 10 for Kansas, which won its sixth straight and broke Kentucky's four-game winning streak.

The Wildcats' only other loss of more than 20 points under Smith came earlier this season, in a 79-53 defeat at Indiana on Dec. 10.

The Jayhawks led 41-19 at halftime behind 16 points from Rush, and were up by as many as 32 points in the second half.

It was the first meeting between the two teams in Lawrence since Kansas blew out the Wildcats 150-95 on Dec. 9, 1989—still the second-worst defeat in Kentucky history.

This one is likely to stick in the Wildcats' memories, too, for how poorly Kentucky performed in its lowest-scoring game since a 46-45 loss to Michigan State on Dec. 16, 2000.

The Wildcats were 15-for-62 from the field on Saturday, missing their first 13 shots from long range and not recording an assist until Rajon Rondo fed Ravi Moss for Kentucky's first 3-pointer with 14:20 left in the game.

Kentucky missed 17 of its first 20 shots, going 0-for-7 from outside the arc over that span, and didn't break into double digits until Joe Crawford connected from the lane with just over six minutes left in the first half.

Kansas led 25-10 after Crawford's basket—and Rush had single-handedly outscored Kentucky 11-10. The Wildcats didn't get ahead of him for good, 18-16, until Rondo hit two free throws with 1:14 left in the first half.

Rondo and Crawford had nine points each for Kentucky—the first time this year the Wildcats have gone without a double-digit scorer.

With the score tied at 4-4 almost four minutes into the game, Rush tracked down an offensive rebound after a flurry of misses and scored. He followed that up with a 3-pointer on Kansas' next possession, Mario Chalmers added an assist and a layup in quick succession, and the Jayhawks were off on a 19-4 run that put them up 25-8 with just over 6½ minutes left in the half.

UK (10-4)	FG	3FG	FT	R	F	Pts	A TO	B S M
23 Thomas	f	2-5	0-1	2-2	1	3	6 0	1 0 0 19
10 Obrzut	c	0-1	0-0	0-0	0	3	0 0	0 0 0 6
04 Rondo	g	2-8	0-1	5-6	7	1	9 3	2 0 3 33
22 Sparks	g	0-5	0-4	0-1	2	0	0 0	0 0 0 15
32 Crawford	g	4-12	0-6	1-2	6	2	9 0	1 0 1 26
01 Stockton	g	1-2	0-0	0-0	0	0	2 0	1 0 1 3
02 Moss	g	2-6	2-4	0-0	4	2	6 2	0 0 0 14
03 Bradley	g	0-8	0-3	2-2	2	1	2 0	0 0 0 22
12 LeMaster	g	0-0	0-0	0-0	0	0	0 0	0 0 0 4
13 Perry	g	0-4	0-2	0-0	2	1	0 0	0 0 0 14
21 Alleyne	g	0-0	0-0	0-1	0	0	0 0	0 0 0 7
25 Williams	g	0-0	0-0	0-0	0	0	0 0	0 0 0 2
42 Sims	g	2-8	1-4	3-4	6	3	8 0	4 0 0 24
43 Carter	g	2-3	0-0	0-3	5	1	4 0	0 1 0 11
TEAM					3			
Totals.....		15-62	3-25	13-21	38	17	46 5	11 1 6 200

Kansas (9-4)	FG	3FG	FT	R	F	Pts	A TO	B S M
34 Moody	f	1-2	0-0	0-0	6	3	2 1	2 1 1 19
33 Giles	c	4-8	0-0	2-3	6	3	10 0	1 1 0 18
03 Robinson	g	3-9	1-6	5-6	2	3	12 1	0 1 1 29
15 Chalmers	g	3-6	0-2	0-0	1	2	6 5	1 1 2 22
25 Rush	g	9-15	2-4	4-6	12	0	24 4	3 2 1 33
01 Hawkins	g	0-2	0-2	0-0	2	3	0 0	2 0 0 25
05 Stewart	g	0-0	0-0	0-0	1	0	0 0	0 0 0 2
10 Case	g	0-0	0-0	0-0	0	0	0 0	0 0 0 2
20 Vinson	g	0-2	0-2	0-0	0	0	0 0	0 0 0 5
23 Downs	g	1-1	1-1	0-0	0	1	3 0	0 0 0 2
24 Kaun	g	3-5	0-0	2-4	5	3	8 0	0 0 0 16
30 Wright	g	3-5	0-0	0-0	5	1	6 3	1 2 1 16
32 Jackson	g	1-1	0-0	0-0	5	2	2 0	2 0 0 9
54 Kleinmann	g	0-0	0-0	0-0	0	0	0 0	0 0 0 2
TEAM					1			
Totals.....		28-56	4-17	13-19	46	21	73 14	12 8 6 200

	1st	2nd	Tot	FG%	3FG%	FT%	Paint	P-TO	2nd	Bnch
Kentucky	19	27	46	.242	.120	.619	22	13	25	22
Kansas	41	32	73	.500	.235	.684	36	16	14	19

Officials: Gerald Boudreaux, Tom Eades, J.B. Caldwell; Technical: None.

15 Rupp Arena (23,643)
Lexington, Ky. • Jan. 10, 2006

VANDERBILT 57
KENTUCKY 52

Vanderbilt spoiled Randolph Morris' return from a 14-game suspension by beating the Wildcats 57-52, its first victory over Kentucky in 29 games at Rupp Arena.

Shan Foster had 16 points for the Commodores, who beat Kentucky in Lexington for the first time since Jan. 28, 1974, at Memorial Coliseum—the longest drought of any SEC team.

Morris had 10 points and seven rebounds, providing a first-half spark, but Kentucky continued to struggle with its outside shooting. The Wildcats shot 35 percent from the field and at one point had made only one of 12 3-point attempts. "We're just not clicking," Morris said. "We've got to get away from playing as individuals and play as one unit."

Foster was 4-of-6 from 3-point range. DeMarre Carroll had 15 points for the Commodores, while Derrick Byars had 12 and Julian Terrell 11.

Vanderbilt built a 14-point lead in the second half, but Kentucky, behind the 16 points and four 3-pointers of Ravi Moss, regained the lead for the last time at 42-41 on a dunk by Shery Thomas with just under seven minutes to play.

Two free throws by Julian Terrell gave the Commodores the lead for good.

"They were hungry," Moss said. "They were going to come in here and beat us tonight."

In the second half, every big shot Moss made seemed to be topped by a bigger one from Foster.

"For some reason, the second half is when I make most of my shots," Foster said. "Why? I don't know, but I was trying to be more aggressive."

Kentucky had a chance to tie with seven seconds left, but Joe Crawford missed a 3-pointer.

"I hope some of their struggles tonight had something to do with us," Stallings said. "I'll have to go back to the tape and figure that part out."

The Commodores scored the game's first eight points, forcing Tubby Smith to sub all five starters just four minutes in. It's a move he has tried several times this season, but this time, Morris was among the subs and he entered to thunderous applause.

Morris made his presence felt immediately, taking a pass in the paint and gracefully scoring on a layup. His physical play also drew two quick fouls from Vanderbilt's Davis Nwankwo, forcing him out of the lineup.

Later, Morris stuffed a shot, although he didn't get a block because a shot clock violation had been called. He did on a Commodores' possession a few seconds later, though, slamming a would-be layup off the backboard.

Vanderbilt (11-2, 2-0) FG 3FG FT R F Pts A TO B S M
32 Foster f 5-11 4-6 2-3 3 2 16 2 4 0 1 37
33 Terrell f 3-9 0-0 5-6 8 1 11 0 4 3 1 34
54 Skuchas c 0-1 0-0 0-0 4 3 0 0 0 0 0 21
01 Moore g 0-3 0-1 0-1 4 1 0 3 1 0 0 21
04 Byars g 3-9 2-5 4-4 4 4 12 2 2 1 0 34
03 Gordon 0-1 0-0 1-2 1 1 1 1 0 0 0 17
20 Cage 0-1 0-0 2-2 0 2 2 0 0 0 0 8
22 Carroll 4-9 0-0 7-7 11 2 15 1 2 0 1 27
42 Nwankwo 0-0 0-0 0-0 0 2 0 0 0 0 0 1
TEAM 1
Totals..... 15-44 6-12 21-25 36 18 57 9 13 4 3 200

UK (10-5, 0-1) FG 3FG FT R F Pts A TO B S M
23 Thomas f 1-2 0-0 0-0 1 2 2 0 1 0 1 23
10 Obrzut c 0-0 0-0 2-2 2 2 2 1 0 1 0 10
04 Rondo g 4-10 0-2 1-2 7 3 9 1 1 0 0 31
22 Sparks g 1-3 1-3 0-0 0 0 3 2 1 0 0 18
32 Crawford g 2-9 0-5 3-4 3 4 7 2 0 0 0 26
01 Stockton 0-1 0-0 0-0 0 0 0 0 0 0 0 1
02 Moss 6-11 4-8 0-2 4 4 16 0 0 0 0 22
03 Bradley 0-3 0-2 3-4 1 0 3 0 1 0 1 19
13 Perry 0-3 0-0 0-2 2 2 0 1 1 0 0 12
33 Morris 4-7 0-0 2-7 3 10 0 2 2 1 28
42 Sims 0-1 0-0 0-0 0 0 0 0 0 0 0 9
43 Carter 0-1 0-0 0-0 0 2 0 0 0 0 0 1
TEAM 6
Totals..... 18-51 5-20 11-18 33 22 52 7 7 2 4 200

	1st	2nd	Tot	FG%	3FG%	FT%	Paint P-TO	2nd Bnch
Vanderbilt	23	34	57	.341	.500	.840	10	11
Kentucky	20	32	52	.353	.250	.611	20	12

Officials: Mike Stuart, Doug Shows, Pat Adams; Technical: None.

16 Rupp Arena (23,643)
Lexington, Ky. • Jan. 14, 2006

ALABAMA 68
KENTUCKY 64

Jermareo Davidson had 18 of his career-high 28 points in the second half to lead Alabama to a 68-64 victory over Kentucky, the Wildcats' second straight home loss.

Davidson dominated a late 12-0 run by the Crimson Tide, who beat the Wildcats in Lexington for only the 10th time in 60 meetings.

His three-point play with a minute left gave the Tide a two-point lead.

Kentucky had taken a 64-63 lead on consecutive 3-pointers by Ramel Bradley and Ravi Moss and a driving layup by Rajon Rondo. Bradley later missed a 3-pointer that would have tied the game.

Kentucky coach Tubby Smith, concerned about Alabama's size advantage, started a bigger lineup that out-rebounded the Tide 32-21. But in the end, there was no answer for Davidson, who seemed to make every big shot.

Ronald Steele had 14 points and Brandon Hollinger added 10 for the Crimson Tide.

It was a major test for an Alabama team that will have to play the rest of the season without forward Chuck Davis, who tore his anterior cruciate ligament last Saturday against Mississippi. Without Davis, who was a candidate for national player of the year, the Crimson Tide lost to Ole Miss before bouncing back to defeat archrival Auburn on Sunday.

But Kentucky continued its recent funk. It was blown out a week ago at Kansas in the worst loss ever under Smith, then lost Tuesday in Vanderbilt's only win ever at Rupp Arena. The stretch dropped Kentucky out of the Top 25 last week, snapping the nation's second-longest current streak of poll appearances.

Randolph Morris, who was suspended for the first 14 games of the season because of his association with a sports agency, made his first start and led Kentucky with 19 points. But, he was the victim of many of Davidson's dunks and layups in the second half.

The cold shooting that has plagued Kentucky the last few games was a problem early as Alabama's inside pressure forced the Wildcats to miss 12 of their first 15 shots. But it was the unguarded ones - free throws - that kept them in the game.

Alabama got into foul trouble, including three early ones by both Evan Brock and Jean Felix, and the Wildcats went 9-for-9 from the free throw line in the first half.

Morris had five of those, and his thundering dunk midway through the half ignited the crowd and put Kentucky ahead 16-14. The dunk was part of a 10-0 run for the Wildcats, but the Crimson Tide followed shortly thereafter with a 10-0 run of its own to regain the lead early in the second half. The 12-0 run came later.

Alabama shot 54 percent on the afternoon - only the fourth time in 82 games that a Kentucky opponent has made more than half its shots.

Alabama (9-6, 2-1) FG 3FG FT R F Pts A TO B S M
21 Brock f 0-1 0-0 0-0 1 4 0 0 2 0 1 17
33 Davidson f 10-14 0-0 8-12 8 4 28 0 1 1 2 39
35 Hendrix f 2-3 0-0 3-4 2 3 7 1 2 1 2 11
04 Hollinger g 3-5 2-2 2-2 3 1 10 2 2 0 1 38
22 Steele g 5-11 2-4 2-3 2 3 14 3 4 0 2 40
12 Gee 1-5 0-2 0-0 1 1 2 0 0 0 1 18
23 Felix 2-3 2-3 0-0 1 1 6 1 1 0 0 24
44 Jonus 0-1 0-1 1-2 0 0 1 0 0 0 0 3
TEAM 4
Totals..... 23-43 6-12 16-23 22 17 68 7 12 2 8 200

UK (10-6, 0-2) FG 3FG FT R F Pts A TO B S M
23 Thomas f 0-3 0-1 0-0 7 4 0 0 2 0 0 23
33 Morris f 7-12 0-0 5-5 6 4 19 0 3 2 1 32
10 Obrzut c 2-3 0-0 0-0 5 3 4 0 0 0 0 11
04 Rondo g 3-6 1-3 0-1 4 1 7 3 2 0 1 27
22 Sparks g 1-4 1-3 0-0 0 3 3 1 2 0 0 20
02 Moss 2-5 2-5 0-0 2 1 6 1 0 0 1 25
03 Bradley 5-12 2-7 2-2 3 2 14 4 2 1 0 30
21 Alleyne 0-1 0-0 0-0 1 1 0 0 2 1 0 3
32 Crawford 3-8 1-3 4-4 3 1 11 3 1 0 0 29
TEAM 1
Totals..... 23-54 7-22 11-12 32 20 64 12 15 4 3 200

	1st	2nd	Tot	FG%	3FG%	FT%	Paint P-TO	2nd Bnch
Alabama	29	39	68	.535	.500	.696	24	20
Kentucky	32	32	64	.426	.318	.917	26	19

Officials: J.B. Caldwell, Rick Crawford, Mike Nance; Technical: None.

17 Stegeman Coliseum (10,027)
Athens, Ga. • Jan. 17, 2006

KENTUCKY 69
GEORGIA 55

Randolph Morris scored 14 points in his return home and Kentucky pulled away in the second half for a 69-55 victory over Georgia.

The Wildcats fell behind 18-8 before the game was 7 minutes old, but they quickly rebounded against the Bulldogs.

A 10-0 spurt wiped out the early deficit, and Kentucky was up 35-32 at halftime. Georgia scored the first two baskets of the second half for its final lead.

The Wildcats shot 56 percent from the field - a huge improvement over the 34 percent they managed in the previous three games. A big key was their work on the boards, a 41-23 edge that included 14 rebounds at the offensive end.

"I definitely think this can be the turning point," said Ramel Bradley, who added 13 points. "We know we can build on this. If we play together, play defense the way we did tonight, we're going to win a lot more games."

The Wildcats went ahead for good on Morris' basket with 16:11 remaining, the first of eight straight points that ended with Rajan Rondo's thunderous dunk off a fast-break pass from Patrick Sparks.

Morris, a native of nearby Atlanta, went 7-of-10 from the field, taking advantage of his size edge on the inside.

Sparks got his season back on track as well. The senior guard had been mired in a slump, managing only 14 points in the last six games, but he scored 12 against the Bulldogs - all in the second half. Rondo also scored 12 points.

After Georgia's Rashaad Singleton threw up an airball on a hook, Kentucky took off running again. Sparks threw a pass between his legs to Bradley, who returned the ball to Sparks for a short jumper along the baseline that pushed Kentucky to a 56-46 lead.

Georgia never got closer than eight the rest of the way. The Wildcats pushed the lead to as many as 17 points in the closing minutes, looking like the Kentucky of old.

The Bulldogs, who shot only 36 percent, were led by Mike Mercer with 15 points. Humphrey and Sundiata Gaines added 13 apiece.

UK (11-6, 1-2) FG 3FG FT R F Pts A TO B S M
23 Thomas f 1-3 0-0 2-2 7 3 4 0 1 0 0 29
33 Morris c 7-10 0-0 0-1 5 3 14 0 3 2 0 33
04 Rondo g 6-9 0-2 0-1 4 2 12 7 2 0 2 32
22 Sparks g 4-6 2-3 2-4 5 1 12 6 4 0 0 31
32 Crawford g 2-5 0-2 0-1 4 0 4 1 0 0 1 22
01 Stockton 0-0 0-0 0-0 0 0 0 0 0 0 0 1
02 Moss 2-3 2-3 0-0 3 3 6 1 2 0 0 18
03 Bradley 5-10 1-4 2-3 4 3 13 2 1 0 1 15
10 Obrzut 0-0 0-0 0-0 0 1 0 0 0 0 0 5
12 LeMaster 0-1 0-1 0-0 0 0 0 0 0 0 0 1
13 Perry 1-3 0-2 2-2 2 1 4 0 3 0 0 10
21 Alleyne 0-0 0-0 0-0 0 0 0 0 0 0 0 1
25 Williams 0-0 0-0 0-0 0 0 0 0 1 0 0 1
43 Carter 0-0 0-0 0-0 1 0 0 0 0 0 0 1
TEAM 6
Totals..... 28-50 5-17 8-14 41 17 69 17 18 2 4 200

Georgia (11-6, 1-3) FG 3FG FT R F Pts A TO B S M
30 Woodbury f 0-3 0-0 0-0 0 2 0 0 0 0 0 2 10
44 Bliss c 0-1 0-0 0-1 0 2 0 1 0 0 1 11
02 Gaines g 4-8 1-3 4-6 1 3 13 4 1 0 0 28
14 Stukes g 2-7 1-5 2-2 3 3 7 0 1 0 1 26
25 Toney g 2-9 0-4 1-2 3 2 5 2 1 0 0 27
00 Idrissi 0-2 0-0 0-0 1 2 0 0 2 2 1 25
03 Brophy 0-1 0-1 0-0 0 1 0 1 0 0 0 5
10 McAuley 0-0 0-0 0-0 1 0 0 0 0 0 0 1
11 Aquilar 0-1 0-0 0-0 0 0 0 0 0 0 0 1 1
15 Newman 0-1 0-1 0-0 2 1 0 1 2 0 0 14
22 Bullock 1-1 0-0 0-0 2 0 2 0 0 0 0 1
31 Humphrey 4-7 3-5 2-2 2 1 13 0 0 0 0 3 22
33 Mercer 6-12 2-5 1-1 3 0 15 1 1 0 2 18
40 Greavu 0-0 0-0 0-0 0 0 0 0 0 0 0 1
45 Singleton 0-0 0-0 0-0 0 1 0 0 0 1 0 10
TEAM 5
Totals..... 19-53 7-24 10-14 23 18 55 10 8 3 11 200

	1st	2nd	Tot	FG%	3FG%	FT%	Paint P-TO	2nd Bnch
Kentucky	35	34	69	.560	.294	.571	36	10
Georgia	32	23	55	.358	.292	.714	12	15

Officials: Tom Lopes, Ted Valentine, Joe Lindsay; Technical: UK-Bradley, UGA-Humphrey

18 Rupp Arena (23,420)
Lexington, Ky. • Jan. 21, 2006

SOUTH CAROLINA 78
KENTUCKY 80

Rajon Rondo hit a 3-pointer with one-second left - his second buzzer-beating game-winner in three weeks, as Kentucky defeated South Carolina 80-78.

After his fade-away jumper with a second left defeated Central Florida Jan. 3, the sophomore guard claimed he had never done that before in his career—including high school. He can't claim that anymore.

With the victory, Kentucky avoided losing its first three conference home games for the first time ever. That brush with unwanted history came in the presence of one of the most heralded Kentucky teams of all time.

Members of "Rupp's Runts," Kentucky's 1965-66 team that was national runner-up, were on hand for the game. Four of the starting five attended, but current Miami Heat coach Pat Riley, who had planned to join them, had a conflict and couldn't make it.

Antoine Tisby's two free-throws gave South Carolina (10-8, 1-4) a 78-77 lead with 10 seconds left. Tisby went to the line amid vocal protests from Kentucky coach Tubby Smith and the Rupp Arena crowd, who argued Tisby traveled.

Instead, the foul was called on center Randolph Morris—his fifth, which ousted him from the game.

Kentucky had pulled ahead on a 3-pointer by Patrick Sparks, one of his four on the day. Sparks, a senior guard, had 14 points, his highest total since scoring 25 on Nov. 22 against West Virginia.

Joe Crawford led the Wildcats with 15 points, Bobby Perry had 13 and Morris added 12. Tarence Kinsey's 21 points led the Gamecocks.

South Carolina went on a 15-0 run early in the second half to lead 58-46, but the Wildcats rediscovered their touch and scored 20 of the next 24 points.

The Kentucky run came largely without Morris, who picked up his fourth foul with 11:30 left and was held out of most of the rest of the game.

For the first time in several games, Kentucky shot well out of the gate, but so did South Carolina. The teams combined for eight 3-pointers in the first eight minutes and 12 in the half, including three each by Kentucky's Sparks and Carolina's Dwayne Day, who had 18 points and tied a career—high with four total 3-pointers.

Kentucky made 56 percent of its shots from the field in the game, and South Carolina hit 52 percent. The Gamecocks won the rebounding battle, 31-25.

It was a seesaw battle most of the half, and the longest run was South Carolina's six consecutive points in the final two minutes. Sparks immediately answered that with a 3-pointer to give Kentucky a 40-38 lead at halftime.

USC (10-8, 1-4)	FG	3FG	FT	R	F	Pts	A TO	B	S	M		
23 Day	f	7-12	4-8	0-0	6	2	18	1	3	1	0	33
33 Wallace	f	2-5	0-2	0-0	4	1	4	2	0	0	1	34
14 Tisby	c	4-6	0-0	2-3	4	2	10	0	1	0	0	20
01 Kelley	g	5-13	3-7	1-1	1	3	14	5	2	0	2	38
21 Kinsey	g	7-11	3-5	4-4	6	2	21	2	1	0	3	37
02 McDowell		2-5	1-3	0-0	1	0	5	1	1	0	0	15
04 Sheldon		0-1	0-1	0-0	1	0	0	0	1	0	0	4
24 Konate		0-0	0-0	0-2	2	1	0	0	2	0	0	1
34 Balkman		2-3	0-0	2-3	5	2	6	1	0	1	0	18
TEAM												
Totals.....	29-56	11-26	9-13	31	13	78	12	11	2	6	200	

UK (12-6, 2-2)	FG	3FG	FT	R	F	Pts	A TO	B	S	M		
23 Thomas	f	1-3	0-1	0-0	0	2	3	2	0	1	18	
33 Morris	c	5-8	0-0	2-2	3	5	12	0	0	1	17	
04 Rondo	g	4-9	1-3	0-0	4	1	9	3	2	1	0	29
22 Sparks	g	5-8	4-6	0-0	0	1	14	5	2	0	0	34
32 Crawford	g	7-10	1-2	0-1	6	2	15	1	2	0	0	26
02 Moss		2-4	1-2	0-1	1	0	5	0	1	0	1	17
03 Bradley		3-4	2-2	0-0	0	2	8	2	1	0	0	21
10 Obrzut		0-1	0-0	0-0	6	2	0	0	1	0	0	8
13 Perry		5-9	3-6	0-0	2	0	13	1	0	0	0	23
42 Sims		1-3	0-2	0-0	3	1	2	0	0	0	0	7
TEAM												
Totals.....	33-59	12-24	2-4	25	14	80	15	11	2	3	200	

	1st	2nd	Tot	FG%	3FG%	FT%	Paint	P-TO	2nd	Bnch
S. Carolina	38	40	78	.518	.423	.692	24	16	20	11
Kentucky	40	40	80	.559	.500	.500	40	17	11	28

Officials: Mike Stuart, Rick Crawford, Carlos Reyes; Technical: None.

19 Eaves-Mem. Coliseum (6,651)
Auburn, Ala. • Jan. 24, 2006

KENTUCKY 71
AUBURN 62

Joe Crawford had 23 points and nine rebounds and Kentucky coasted to its third consecutive victory, beating Auburn 71-62.

The Wildcats led by as many as 18 points late in the second half, holding the Tigers off with stingy defense and foul shooting.

Kentucky has won 21 of the last 22 meetings and continues to roll after ending a three-game losing streak and starting 0-2 in the league.

The Tigers managed their highest scoring total in an SEC game but remained winless in the league.

Crawford made 9-of-11 free throws and 4-of-6 3-pointers. Rondo finished with 12 points and eight boards as Kentucky's backcourt dominated the boards. Forward Randolph Morris had eight points and no rebounds in 14 minutes, picking up his fourth foul with 9:07 left.

Quantez Robertson led four double-figure scorers for Auburn with 14 points and five assists. Ronny LeMelle added 13 points, Rasheem Barrett 12 and Frank Tolbert 11 for the Tigers.

The Wildcats overcame their poor shooting - including 1-of-11 in 3-pointers in the second half - with repeated trips to the line. They made 17-of-24 free throws after half-time as Auburn resorted to fouling to try to slow down Crawford & Co.

Kentucky shot just 30 percent from the floor in the second half after hitting 56 percent overall in each of its past two games.

Rondo scored eight points in a 10-0 run - all on drives to the basket - after the Tigers hit three consecutive 3-pointers to cut it to 51-45.

Then Auburn managed just one more field goal over a stretch of nearly seven minutes.

The Wildcats were coming off an 80-78 win over South Carolina on Rondo's 3-pointer with 1.4 seconds left. With Crawford's hot shooting and a stingy defense, the Wildcats didn't need any dramatic shots against the Tigers.

Kentucky pushed its lead to 66-48 with 5:27 left on the final basket of Rondo's spurt. Auburn missed seven consecutive shots during that stretch but made a late rally to keep the score respectable.

The Wildcats did much of their damage with 3-pointers early, hitting six to build a 39-28 halftime lead. Auburn was scoreless over the final three minutes.

The Tigers made just 6-of-13 free throws and committed 12 turnovers in the half.

UK (13-6, 3-2)	FG	3FG	FT	R	F	Pts	A TO	B	S	M		
13 Perry	f	3-5	1-3	0-0	4	4	7	0	1	0	29	
33 Morris	f	3-6	0-0	2-4	0	4	8	0	0	0	14	
04 Rondo	g	5-13	0-2	2-3	8	0	12	3	4	0	1	37
22 Sparks	g	2-6	1-5	0-2	0	3	5	2	0	2	35	
32 Crawford	g	5-10	4-6	9-11	9	2	23	1	0	0	33	
02 Moss		1-4	1-3	4-4	2	1	7	2	2	0	24	
03 Bradley		1-3	0-1	2-3	2	1	4	1	3	0	1	8
10 Obrzut		0-0	0-0	1-2	1	0	1	0	1	0	0	6
23 Thomas		1-2	0-1	0-0	0	2	2	0	0	0	1	10
42 Sims		1-2	0-0	0-1	1	1	2	0	0	0	0	4
TEAM												
Totals.....	22-51	7-21	20-30	34	18	71	12	13	0	7	200	

Auburn (8-8, 0-5)	FG	3FG	FT	R	F	Pts	A TO	B	S	M		
32 Barber	f	2-3	0-0	0-1	3	5	4	0	1	0	0	16
42 Cameron	f	0-0	0-0	0-0	4	0	0	2	0	0	0	11
21 Barrett	g	4-9	1-3	3-5	6	2	12	0	3	0	2	17
23 Robertson	g	3-9	1-4	7-8	2	4	14	5	4	0	1	40
33 LeMelle	g	5-12	2-8	1-2	4	3	13	1	2	0	0	37
01 Tolbert		4-8	1-3	2-7	4	5	11	0	1	2	2	30
02 Hayles		1-3	0-1	0-0	0	2	2	1	1	0	0	12
03 Dollard		2-6	1-2	1-1	8	3	6	3	3	0	0	24
15 Howell		0-0	0-0	0-0	0	0	0	0	0	0	0	0+
TEAM												
Totals.....	21-50	6-21	14-24	35	24	62	10	17	2	7	200	

	1st	2nd	Tot	FG%	3FG%	FT%	Paint	P-TO	2nd	Bnch
Kentucky	39	32	71	.431	.333	.667	28	25	14	16
Auburn	28	34	62	.420	.286	.583	20	16	16	19

Officials: Tony Greene, Bert Smith, Karl Hess; Technical: None.

20 Rupp Arena (23,741)
Lexington, Ky. • Jan. 29, 2006

ARKANSAS 76
KENTUCKY 78

Kentucky overcame an 18-point deficit to defeat Arkansas 78-76, pulling to within a game of the lead in the Southeastern Conference's Eastern Division after it appeared things were headed south for college basketball's winningest program.

Randolph Morris led a second-half resurgence by matching a season-high 19 points in the Wildcats' fourth-straight win. "Everyone believed and had heart," Morris said. "Everyone wanted to pull it out."

Entering the game, Kentucky's focus was keeping the 6-foot-10 center out of foul trouble against the bigger Razorback lineup. Morris did pick up four, but his first foul didn't come until early in the second half—and that's when he caught fire.

Morris, who also led the team with a season-high eight rebounds, had a one-handed dunk to tie the game at 57 with 6:45 left. He gave the Wildcats the lead for good on a 3-point play in the next possession.

Those scores, along with a thundering dunk on an inbound pass, were part of a 20-5 run that helped the Wildcats claw back into a game that closely resembled the way many of their losses have started.

Morris made the first basket of the game three minutes in, but those were Kentucky's only two points in the opening seven minutes. Arkansas scored 18 of the next 20 to lead 18-4.

The Razorbacks would extend the lead to 18 on a dunk by Darian Townes with 6:15 to go in the half.

"That's been our profile all year long," said Kentucky coach Tubby Smith. "I just don't get it. We just seem to play with not as much intensity and maturity to start the game."

Arkansas coach Stan Heath suggested he wouldn't mind borrowing a page out of Smith's halftime speech. Kentucky rebounded after being behind 35-23 at halftime—the fourth-largest such deficit overcome in school history.

"Kentucky is starting to play at the level everyone thought that they could play," Heath said.

"We had to wake up," said guard Ravi Moss. "We're too lackadaisical in the first half. We had to win this game."

Kentucky won the rebounding battle 37-31 and scored 10 more points in the paint.

During one stretch midway through the second half, the Wildcats started finding their outside shot and scored four of five baskets from 3-point range. Patrick Sparks made one of them and assisted on the other three. He led the team with eight assists.

Ronnie Brewer, who entered the game as the SEC's scoring leader, had 23 Sunday to lead the Razorbacks. Brewer hit a 3-pointer with one second left for the final margin.

Eric Ferguson added 19, including four 3-pointers for Arkansas. Rajon Rondo had 14 points for Kentucky.

Arkansas (14-6, 3-4)	FG	3FG	FT	R	F	Pts	A TO	B	S	M		
05 Townes	f	4-9	0-0	1-2	1	0	9	2	1	1	28	
51 Hill	c	1-2	0-0	0-0	1	4	2	1	0	2	21	
04 Jefferson	g	1-1	0-0	0-0	5	4	2	1	5	0	1	18
10 Brewer	g	7-15	2-3	7-7	5	1	23	3	6	0	2	35
24 Modica	g	5-12	2-4	1-2	6	2	13	2	1	0	0	36
14 McCurdy		1-2	1-2	0-0	0	1	3	1	0	0	0	3
15 Ferguson		7-12	4-6	1-2	4	2	19	2	2	0	1	29
21 Thomas		1-3	0-1	3-6	6	1	5	1	1	0	0	27
33 Hunter		0-0	0-0	0-0	0	5	0	0	0	0	0	3
TEAM												
Totals.....	27-56	9-16	13-19	31	20	76	13	16	3	6	200	

UK (14-6, 4-2)	FG	3FG	FT	R	F	Pts	A TO	B	S	M		
13 Perry	f	2-4	1-3	2-4	7	2	7	1	4	1	1	31
33 Morris	c	8-12	0-0	3-8	8	4	19	0	3	0	1	29
04 Rondo	g	7-11	0-1	0-0	4	3	14	5	0	0	5	33
22 Sparks	g	4-10	1-5	0-0	2	1	9	8	1	0	0	31
32 Crawford	g	1-4	1-3	0-0	1	2	3	0	2	0	0	18
02 Moss		3-8	1-3	4-6	6	1	11	1	1	0	1	25
03 Bradley		2-6	2-6	0-0	1	0	6	0	2	0	1	15
10 Obrzut		0-1	0-0	0-0	0	0	0	0	0	0	0	3
23 Thomas		4-5	1-1	0-0	4	2	9	0	1	0	0	15
TEAM												
Totals.....	31-61	7-22	9-18	37	15	78	15	14	1	9	200	

	1st	2nd	Tot	FG%	3
--	-----	-----	-----	-----	---

21 Humphrey Coliseum (9,876)
Starkville, Miss. • Feb. 1, 2006

KENTUCKY 81
MISSISSIPPI STATE 66

Patrick Sparks tied a season-high with 25 points and Kentucky made a season-best 13 3-pointers in an 81-66 victory over Mississippi State.

The Wildcats shot a season-high 52 percent from 3-point range and never trailed in extending their winning streak to a season-long five games after a 10-6 start to the season.

Joe Crawford added 14 points for Kentucky, which surpassed its previous season best of 12 3s - set in November against West Virginia and tied last month against South Carolina. The Wildcats' previous best 3-point shooting percentage of 50 percent (12-for-24) also came against the Gamecocks.

Sparks finished three points shy of his career high of 28 set two years ago against New Mexico. Still, he was 5-of-10 from 3-point range and consistently deflated Mississippi State's comeback attempts with 3s.

Perhaps Sparks' most important 3-pointer came early in the second half.

Kentucky led by 13 on a Joe Crawford layup in the opening moments of the half before the Bulldogs scored 10 straight points, closing to 42-39 on Charles Rhodes' dunk with 16:39 to play.

That's when Sparks got open in the left corner, took a pass from Rajon Rondo and swished a 3-pointer to extend the lead to six. Joe Crawford hit a 3 from the same spot on Kentucky's next trip downcourt, making it 48-39 with 15 1/2 minutes remaining.

Mississippi State didn't get closer than five the rest of the way in losing its seventh straight for the first time since the Richard Williams-led Bulldogs lost nine straight in the 1986-87 season.

Rhodes led the Bulldogs with 21 points. Jamall Edmondson and Jamont Gordon had 15 apiece for Mississippi State, with 12 of Gordon's points coming in the first half.

Kentucky scored the first eight points of the game, and led by as many as nine in the first half. The Wildcats protected their lead with a tough defense which allowed State few open looks, overcame a 7-minute stretch in which it made one basket - a Sparks 3 - and led 38-29 at halftime.

The Bulldogs made just three baskets in the final 11 minutes of the half.

UK (15-6, 5-2)	FG	3FG	FT	R	F	Pts	A	T	B	S	M	
13 Perry	f	3-5	1-3	1-1	3	4	8	2	1	1	0	22
33 Morris	c	3-7	0-0	0-2	7	4	6	0	1	0	0	15
04 Rondo	g	3-9	0-0	3-5	7	2	9	8	2	1	4	38
22 Sparks	g	9-17	5-10	2-3	4	0	25	4	3	0	0	38
32 Crawford	g	5-8	4-6	0-0	5	2	14	0	0	0	1	25
02 Moss	g	3-7	2-4	0-0	3	3	8	2	0	0	0	24
03 Bradley	g	3-4	0-0	2-2	0	0	8	1	1	0	0	13
10 Obrzut	g	0-0	0-0	0-0	0	0	0	0	0	0	0	2
23 Thomas	g	1-3	1-1	0-0	3	3	3	0	0	0	0	19
42 Sims	g	0-1	0-1	0-0	0	0	0	0	0	0	0	4
TEAM					2		1					
Totals.....		30-61	13-25	8-13	34	18	81	17	9	2	5	200

MSU (11-10, 1-7)	FG	3FG	FT	R	F	Pts	A	T	B	S	M	
23 Rhodes	f	6-10	0-0	9-13	11	2	21	1	3	3	0	37
44 Gordon	f	6-10	1-2	2-2	8	4	15	4	4	0	1	34
05 Edmondson	g	5-14	5-12	0-3	1	1	15	2	0	0	0	38
22 Slater	g	4-10	1-3	0-0	6	3	9	0	3	0	0	24
24 Delk	g	0-3	0-2	4-5	4	3	4	2	0	2	1	32
01 Delk	g	0-3	0-1	0-0	1	0	0	2	1	1	0	17
30 Rimmer	g	1-2	0-0	0-0	1	2	2	0	0	0	0	9
40 Goodridge	g	0-0	0-0	0-0	1	0	0	0	0	0	0	5
41 Stelmach	g	0-1	0-1	0-0	0	1	0	0	0	0	0	4
TEAM					1							
Totals.....		22-53	7-21	15-23	34	16	66	11	11	6	2	200

	1st	2nd	Tot	FG%	3FG%	FT%	Paint	P-T	2nd	Bnch
Kentucky	38	43	81	.492	.520	.615	28	19	11	19
MSU	29	37	66	.415	.333	.652	26	13	15	2

Officials: Mike Stuart, Rick Crawford, J.B. Caldwell; Technical: None.

22 O'Connell Center (12,609)
Gainesville, Fla. • Feb. 4, 2006

KENTUCKY 80
FLORIDA No. 8/7 95

Taurean Green and Joakim Noah gave No. 8 Florida a rare streak against Kentucky.

Green scored a career-high 29, Noah added a career-best 26 and the Gators beat the Wildcats 95-80 to extend their winning streak over the SEC's most storied program to three games.

Florida's previous long streak against Kentucky, also three games, came nearly two decades ago.

The Gators also set a school record with their 20th consecutive home victory.

The Wildcats lost for the first time since mid-January, snapping a five-game winning streak and dropping them to third place in the Eastern Division.

The Gators were relatively healthy for the first time since opening the season with 17 straight wins.

Brewer, slowed the last four games with a sprained ankle, looked like his usual self. He ran the break, slashed to the basket, made acrobatic shots and played stingy defense. He finished with 16 points, including nine from the free throw line.

The Gators looked like they were back to full strength—especially in the second half.

They used an 18-1 run over a five-minute span early in the second half to build a double-digit lead that quickly turned a close game into a rout.

The decisive spurt started with two free throws from Brewer and really got rolling with Green's 3-pointer the next time down the court.

Al Horford added a layup, Green hit a jumper in the lane, and Noah had a dunk on an inbound pass from Green.

Green had 19 second-half points, the majority of them coming on drives and from the free throw line. Noah had 13, most of them coming down low.

Rajon Rondo led the Wildcats with 22 points before fouling out with 1:35 to play, and Joe Crawford added 19.

Crawford sank a jumper in the lane just before halftime to put Kentucky ahead 41-39, but the opening period was dominated by guards and centers.

Green and Noah combined for 32 points on 9-of-10 shooting, while Randolph Morris and Rondo were 9-of-12 from the floor and totaled 20 points.

Noah constantly beat Morris down the floor, getting in position for easy and uncontested shots. He made each of his six shots in the first half—three dunks and three layups.

UK (15-7, 5-3)	FG	3FG	FT	R	F	Pts	A	T	B	S	M	
13 Perry	f	2-4	2-2	0-0	0	3	6	0	1	0	0	13
33 Morris	c	6-8	0-0	2-2	4	3	14	6	4	1	1	34
04 Rondo	g	8-13	3-4	3-5	4	5	22	0	5	0	5	33
22 Sparks	g	2-11	1-6	0-0	1	1	5	9	1	0	1	27
32 Crawford	g	5-16	2-8	7-8	10	2	19	0	3	0	0	34
01 Stockton	g	0-0	0-0	0-0	0	0	0	0	0	0	0	2
02 Moss	g	0-2	0-1	0-0	2	4	0	0	0	0	1	10
03 Bradley	g	2-7	1-4	2-2	1	2	7	0	1	0	0	13
10 Obrzut	g	0-0	0-0	0-0	1	3	0	0	0	0	0	4
12 LeMaster	g	0-0	0-0	0-0	0	0	0	0	0	0	0	1
23 Thomas	g	2-4	1-2	2-4	4	3	7	0	2	0	0	27
42 Sims	g	0-1	0-1	0-0	0	0	0	0	0	0	0	1
43 Carter	g	0-1	0-0	0-0	1	0	0	0	0	0	0	1
TEAM					9							
Totals.....		27-67	10-28	16-21	37	26	80	15	17	1	8	200

Florida (20-2, 6-2)	FG	3FG	FT	R	F	Pts	A	T	B	S	M	
02 Brewer	f	3-9	1-4	9-10	4	2	16	4	3	0	2	34
13 Noah	f	11-13	0-0	4-6	8	1	26	2	3	3	1	29
42 Horford	c	3-3	0-0	5-7	11	4	11	1	3	3	0	26
11 Green	g	8-14	3-7	10-12	4	1	29	9	4	1	3	37
15 Hodge	g	0-4	0-1	0-0	2	4	0	1	0	0	1	23
01 Swanson	g	0-0	0-0	0-0	0	0	0	0	0	0	0	0+
04 Moss	g	0-0	0-0	0-0	1	0	0	1	0	0	0	8
12 Humphrey	g	0-1	0-1	0-0	0	0	0	2	0	0	1	11
22 Berry	g	0-0	0-0	0-0	0	0	0	0	0	0	0	0+
25 Tyler	g	0-0	0-0	0-0	0	0	0	0	0	0	0	0+
32 Richard	g	4-5	0-0	2-2	1	4	10	1	1	0	0	18
33 Huertas	g	1-3	1-2	0-0	1	1	3	0	0	0	0	14
TEAM					2							
Totals.....		30-52	5-15	30-37	33	18	95	20	15	7	8	200

	1st	2nd	Tot	FG%	3FG%	FT%	Paint	P-T	2nd	Bnch
Kentucky	41	39	80	.403	.357	.762	28	23	20	14
Florida	39	56	95	.577	.333	.811	44	25	4	13

Officials: Tom Lopes, Joe Lindsay, Mike Nance; Technical: None.

23 Rupp Arena (24,184)
Lexington, Ky. • Feb. 7, 2006

TENNESSEE No. 11/14 75
KENTUCKY 67

No. 11 Tennessee snapped an eight-game losing streak to the Wildcats with a 75-67 victory, solidifying its lead in the Southeastern Conference's East Division.

Kentucky dropped to 2-3 in conference home games, leaving the Wildcats in third place—three games behind the Volunteers, who won at Rupp Arena for the first time since 1999.

Chris Lofton, a native of Maysville, had a career-high 31 points—including seven 3-pointers—in his return home.

"My teammates gave me the ball and I was just knocking them down," Lofton said.

Lofton made his first four 3-pointers and finished 7-of-10 from beyond the arc for the game. The total matched his career high in 3s, most recently on Feb. 26, 2005, against Arkansas. That game was also his previous scoring high with 30.

But in Lofton's 3-point fest, three late scores from inside the arc may have meant the most. Tennessee took the lead for good with 2:30 left on a layup by Major Wingate, but Lofton scored the next seven points—including a three-point play—to ice the victory.

"He was happy, and we were all happy for him," said C.J. Watson, who had 10 points for Tennessee.

In his previous three meetings with the Wildcats, Lofton was solid—averaging better than 15 points a game. In this one, he was spectacular.

"I was impressed," the Kentucky coach said of Lofton.

"He's a solid player. He's a Kentucky player who knows how to play the game."

Randolph Morris led Kentucky with 20 points, including two free throws that gave the Wildcats a 65-63 lead with 3:30 left, and Ravi Moss added 14.

Wingate had 12 points for the Volunteers.

Kentucky was 4-of-16 on 3-pointers and 7-of-15 from the free-throw line.

Tennessee's press bothered Kentucky most of the night. The Wildcats threw the ball away on a key possession midway through the second half, even after calling a timeout to set the play. Kentucky had 15 turnovers, and the Volunteers scored 21 points off them.

Both teams were solid offensively in the first half, shooting an identical 15-of-29 from the field (51 percent). The difference was Tennessee hit more 3s.

Tennessee led by as many as 10 points in the first half, but Kentucky scored nine of the last 12 points of the half to get within 39-36.

Lofton's 3s all seemed to come at the worst possible times for the Wildcats. One of them gave the Volunteers breathing room midway through the second half, after Morris scored on a layup to pull the Wildcats within one.

Tenn. (17-3, 8-1)	FG	3FG	FT	R	F	Pts	A	T	B	S	M	
22 Patterson	f	2-6	0-0	0-0	10	3	4	1	2	2	2	27
01 Wingate	c	4-6	0-0	4-6	1	3	12	0	1	0	0	26
05 Lofton	g	11-18	7-10	2-2	7	1	31	0	3	0	0	32
23 Bradshaw	g	1-4	0-2	0-0	7	1	2	2	0	1	1	30
32 Watson	g	3-11	0-5	4-4	5	2	10	4	2	0	3	33
02 Smith	g	3-9	2-6	0-3	3	3	8	3	3	0	1	23
03 Asumnu	g	2-3	0-0	1-2	2	1	5	1	1	0	1	17
15 Howell	g	0-2	0-2	0-0	0	1	0	0	0	0	0	7
34 Childress	g	1-2	1-1	0-0	1	1	3	1	0	0	0	5
TEAM					2							
Totals.....		27-61	10-26	11-17	38	16	75	16	12	3	8	200

UK (15-8, 5-4)	FG	3FG	FT	R	F	Pts	A	T	B	S	M	
13 Perry	f	2-6	1-3	0-0	6	0	5	2	4	0	1	24
33 Morris	c	9-14	0-0	2-5	7	3	20	0	0	2	2	35
04 Rondo	g	5-12	0-3	1-4	5	2	11	6	3	0	1	37
22 Sparks	g	1-2	0-1	0-0	1	1	2	1	0	0	0	15
32 Crawford	g	5-9	1-3	1-3	4	4	12	1	2	0	1	33

24 Memorial Gymnasium (14,316)
Nashville, Tenn. • Feb. 11, 2006

KENTUCKY 81
VANDERBILT 84

DeMarre Carroll scored a career-high 22 points, and Vanderbilt held on for an 84-81 victory over Kentucky to sweep the season series from the Wildcats for the first time since the 1973-74 season.

The Commodores won the league title the last time they swept Kentucky. This time, the victory merely snapped a four-game losing skid for a team that had lost six of its last seven since beating the Wildcats in Rupp Arena on Jan. 10.

Kentucky nearly rallied from 10 points down in the final 90 seconds. But Rajon Rondo missed both free throws on an intentional foul after being tackled by Vandy guard Alex Gordon with 24.7 seconds left, and Rondo missed a 3-point attempt with five seconds to go.

The Wildcats got the rebound with 2.1 seconds left after a timeout. Ramel Bradley's hurried 3-pointer never came close to the basket at the buzzer.

Derrick Byars added 17 for Vanderbilt, Shan Foster had 16 and Julian Terrell 11 as the Commodores shot a season-high 58 percent (30-of-51).

Patrick Sparks led Kentucky with 17 points, Bradley finished with 14 and Ravi Moss had 12. Randolph Morris, coming off a season-high 20 points, finished with eight points after playing only five minutes in the second half because of foul trouble.

Kentucky led for the last time when Sparks hit a 3-pointer with nine minutes left. Byars came back with a 3 that put Vanderbilt up to stay at 63-61.

The Commodores took control when Terrell scored underneath, Bradley missed for Kentucky and Byars grabbed the rebound before tossing the ball downcourt to Gordon who scored on the easy layup to make it 74-67 with 5:25 left.

The game started with a sizzling first half in which neither Vanderbilt nor Kentucky seemingly could miss. Vanderbilt hit 18-of-28 for 64.3 percent in the half and used a 17-7 run for its biggest lead of the half at 41-34 in a spurt keyed by a pair of 3s from Foster.

But the Commodores, scoring the most points in a half this season, took a 47-44 edge into halftime when Sparks bounced a shot off the front rim at the buzzer.

UK (15-9, 5-5)	FG	3FG	FT	R	F	Pts	A TO	B	S	M
13 Perry	f	3-5	2-3	0-0	4	4	8	0	1	21
33 Morris	f	3-7	0-0	2-2	5	4	8	0	2	0 15
4 Rondo	g	3-8	1-3	2-6	2	2	9	2	1	0 4 30
22 Sparks	g	6-15	5-9	0-0	2	2	17	5	2	0 3 34
32 Crawford	g	1-4	0-3	0-0	2	0	2	1	0	0 1 15
10 Obrzut		3-3	0-0	0-0	2	4	6	0	0	1 0 13
2 Moss		5-8	2-3	0-0	2	1	12	3	2	0 1 28
23 Thomas		2-4	0-1	1-1	5	0	5	1	0	0 0 22
3 Bradley		4-11	2-5	4-4	3	0	14	3	0	1 1 22
TEAM										
Totals.....		30-65	12-27	13-28	17	81	15	10	2	11200

Vandy (13-8, 4-6)	FG	3FG	FT	R	F	Pts	A TO	B	S	M
22 Carroll	f	9-12	0-0	4-6	12	4	22	2	2	0 1 34
32 Foster	f	6-10	4-7	0-0	1	16	1	1	1	1 1 34
33 Terrell	f	4-9	0-0	3-4	2	11	2	2	0	0 29
3 Gordon	g	2-3	1-1	5-6	2	4	10	4	1	0 2 26
4 Byars	g	6-12	2-4	3-3	5	2	17	6	3	0 0 36
20 Cage		3-5	2-2	0-0	0	0	8	1	2	0 0 23
42 Nwankwo		0-0	0-0	0-0	2	1	0	0	1	1 0 10
54 Skuchas		0-0	0-0	0-0	1	0	0	2	0	0 0 8
TEAM										
Totals.....		30-51	9-19	27	14	84	18	13	2	4200

	1st	2nd	Tot	FG%	3FG%	FT%	Paint	P-TO	2nd	Bnch
Kentucky	44	37	81	.462	.444	.692	32	15	13	37
Vanderbilt	47	37	84	.588	.643	.789	36	20	11	8

Officials: Rick Crawford, Bruce Benedict, Antinio Petty; Technical: None.

25 Rupp Arena (22,458)
Lexington, Ky. • Feb. 15, 2006

GEORGIA 61
KENTUCKY 68

Kentucky used a carousel of lineups—including three new starters—to defeat Georgia 68-61, snapping a three-game losing streak.

In the battle of long scoring runs for both teams, 11 Wildcats saw playing time and 10 of them got at least one basket. Rajon Rondo, who leads the team in points, rebounds, assists and steals, was among the starters benched and had a season-low four points.

Kentucky was coming off losses to Florida, Tennessee and Vanderbilt—the first three-game losing streak for the Wildcats in SEC play since Eddie Sutton's last season in 1988-89.

During practice this week, Kentucky coach Tubby Smith, who led the Bulldogs for two seasons in the 1990s, declared a "fresh start" on the struggling season. Every job on the team was open to competition, Smith said, and those who practiced best would start.

He wasn't kidding.

In were three newcomers - Lukasz Obrzut, Ravi Moss and Brandon Stockton, who was making his first ever start and hadn't even played in five of the last seven games. Out was the team's best guard, Rondo, best center, Randolph Morris, and breakout sophomore swingman Joe Crawford.

The experiment worked well early as the Wildcats got out to a 5-1 lead, but then turnovers plagued them. Smith called for Morris five minutes into the game with Kentucky down 10-9, and Crawford and Rondo followed a minute later.

Lost amid the substitutions, however, was Shery Thomas, who entered with the usual starters and scored the game's next six points on a dunk, layup and long jumper. Thomas led the team with 13 points, making six of eight shots.

His first six points ignited a 13-0 run for the Wildcats, but Georgia immediately followed with a 15-2 run of its own to regain the lead.

Although the Bulldogs missed 15 of their first 19 shots to start the game, it took a Morris dunk and layup in the final seconds to preserve a 28-25 advantage for Kentucky at halftime.

That was the beginning of an 8-0 Kentucky run, and they'd add yet another - a 12-2 run - in the second half.

Two bright spots for Georgia were guards Billy Humphrey, who led the team with 14 points, and freshman Mike Mercer, who added 13 - including consecutive 3-pointers in the first-half that pulled the Bulldogs within striking distance.

Amid the UK positives, there were some negatives for the Wildcats. They turned the ball over 26 times, compared to 14 for Georgia, and made only four of 11 free-throws.

Georgia (14-10, 4-7)	FG	3FG	FT	R	F	Pts	A TO	B	S	M
00 Idrissi	f	2-10	0-0	2-4	6	4	6	0	2	1 2 31
44 Bliss	c	2-6	0-0	1-2	5	0	4	1	2	1 1 17
02 Gaines	g	2-7	1-1	1-2	2	3	6	3	5	1 4 29
14 Stukes	g	4-14	1-9	2-2	2	1	11	1	1	0 5 35
33 Mercer	g	4-10	2-4	2-2	5	2	12	4	1	0 2 26
03 Brophy		1-2	1-2	0-0	1	2	3	0	0	0 1 6
15 Newman		1-5	0-2	0-0	2	2	2	0	1	0 1 23
25 Toney		1-3	1-3	0-0	0	1	3	0	1	0 0 12
31 Humphrey		5-6	2-3	2-2	2	0	14	2	1	0 0 16
45 Singleton		0-0	0-0	0-0	0	0	0	0	0	0 0 5
TEAM										
Totals.....		22-68	9-13	26	15	61	11	14	3	16200

UK (16-9, 6-5)	FG	3FG	FT	R	F	Pts	A TO	B	S	M
13 Perry	f	3-6	2-2	0-0	2	2	8	1	3	0 2 18
10 Obrzut	c	2-3	0-0	1-2	4	2	5	0	1	0 0 15
01 Stockton	g	0-2	0-1	0-2	3	1	0	3	0	0 19
02 Moss	g	2-6	0-4	1-2	5	2	5	5	2	0 1 21
22 Sparks	g	4-9	1-6	2-2	6	1	11	5	7	0 2 32
03 Bradley		1-1	0-0	0-0	1	0	2	0	0	0 0 4
04 Rondo		2-3	0-1	0-2	5	2	4	4	0	0 28
23 Thomas		6-8	1-1	0-0	5	0	13	0	2	0 18
32 Crawford		3-11	2-4	0-1	6	3	8	1	1	0 1 19
33 Morris		5-8	0-0	0-0	6	2	10	0	1	1 0 22
42 Sims		1-1	0-0	0-0	1	0	2	0	1	0 0 4
TEAM										
Totals.....		29-58	6-19	4-11	46	15	68	19	26	1 6200

	1st	2nd	Tot	FG%	3FG%	FT%	Paint	P-TO	2nd	Bnch
Georgia	25	36	61	.349	.333	.692	24	24	8	22
Kentucky	28	40	68	.500	.316	.364	44	18	22	39

Officials: Mike Stuart, Doug Simons, J.B. Caldwell; Technical: None.

26 Colonial Center (17,188)
Columbis, S.C. • Feb. 18, 2006

KENTUCKY 79
SOUTH CAROLINA 66

Patrick Sparks had six second-half 3-pointers and a season-high 26 points to rally Kentucky to a 79-66 victory over South Carolina.

Sparks, the Wildcats long-range specialist, had gone just 1 of 6 in a win against Georgia the past Wednesday and missed both shots he took from behind the arc in the first half of this one. But Sparks found his range and the Wildcats went on to sweep the regular-season series from South Carolina for the 12th time in the school's 15 league years.

Sparks first three put UK ahead to stay, 33-30, with 17:53 left. He and his teammates were far from finished, however.

Sparks followed with a bucket—his lone 2-pointer of the half—and another three to put Kentucky up 40-32. A minute later Sparks was at it again, swishing a three to extend the lead to 12 points.

When Shery Thomas scored to make it 53-39, it finished a 25-9 run where the Wildcats hit 10 of 12 field goals.

The closest South Carolina came after that was 53-45 on two baskets by Tarence Kinsey. Sparks, though, ended any hopes of a comeback with his final two 3-pointers.

South Carolina entered on a bit of a hot streak with victories in four of its past six games, including a sweep of nationally-ranked Florida. The game also was a reunion of about 80 former Gamecock standouts honored at halftime and hopeful this would end differently than so many others against Kentucky.

Instead, Sparks' outside shooting helped the Wildcats improve to 37-6 all-time against South Carolina. He finished 8 of 11 from the field, 6 of 8 from three-point range and made his four foul shots. Sparks also added four assists and two steals.

Randolph Morris had 13 points and 11 rebounds, his second straight game with double-digit points and rebounds.

Kinsey led South Carolina with 21 points. Just eight of those, however, came in the second half.

South Carolina's Renaldo Balkman followed a career performance of 28 points and 16 rebounds in an Alabama win earlier in the week with only six points and two rebounds against the Wildcats.

Kentucky moved in front quickly, leading 14-6 when Morris - who again did not start for the Wildcats - took control on the inside with several easy baskets.

Then Kentucky went cold and sloppy, going 0-of-4 from the field with three turnovers as South Carolina used a 16-2 run to move in front.

The Wildcats had an awful half from the outside. They missed all eight of their 3-pointers and, minus Morris' 4-of-4 performance, were only 5 of 17 from the field.

UK (17-9, 7-5)	FG	3FG	FT	R	F	Pts	A TO	B	S	M
13 Perry	f	4-6	0-1	3-3	3	0	11	3	0	1 0 22
10 Obrzut	c	1-2	0-0	2-2	3	1	4	0	1	1 0 9
01 Stockton	g	0-0	0-0	0-0	1	1	0	2	0	0 0 20
02 Moss	g	1-7	1-3	0-0	4	3	3	1	1	0 1 20
22 Sparks	g	8-11	6-8	4-4	1	2	26	4	3	0 2 33
03 Bradley		0-1	0-1	0-0	0	1	0	1	1	1 1 8
04 Rondo		1-3	0-0	0-2	1	2	2	2	1	0 1 18
12 LeMaster		0-0	0-0	0-0	0	0	0	1	0	0 0 1
21 Alleyne		0-0	0-0	0-0	0	0	0	0	0	0 0 1
23 Thomas		2-3	0-1	2-2	4	1	6	1	1	0 0 16
25 Williams		0-0	0-0	0-0	0	0	0	0	0	0 0 1
32 Crawford		5-9	1-3	1-2	2	0	12	3	1	2 1 20
33 Morris		6-9	0-0	1-2	11	1	13	0	2	1 2 29
42 Sims		1-1	0-0	0-0	0	0	2	0	0	0 0 1
43 Carter		0-0	0-0	0-0	0	0	0	0	0	0 0 1
TEAM										
Totals.....		29-52	8-17	13-17	35	12	79	18	12	6 8200

USC (14-11, 5-7)	FG	3FG	FT	R	F	Pts	A TO	B	S	M
23 Day	f	2-7	1-4	0-0	1	1	5	0	0	0 2 17
34 Balkman	f	2-4	0-0	2-4	2	1	6	2	1	0 0 24
33 Wallace	c	3-8	0-2	1-1	5	2	7	3	1	2 1 36
01 Kelley	g	4-14	3-9	0-0	5	4	11	3	6	1 0 34
21 Kinsey	g	9-20	0-5	3-3	6	2	21	3	1	0 2 38
04 Sheldon		2-3	2-3	2-3	2	2	8	1	0	0 0 14
10 Trice		0-3	0-0	2-2	3	3	2	0	2	1 0 24
14 Tisby		3-5	0-0	0-0	0	1	6	0	0	1 1 13
TEAM										
Totals.....		25-64	6-23	10-13	29	16	66	12	10	6 6200

	1st	2nd	Tot	FG%	3FG%	FT%	Paint	P-TO	2nd	Bnch
Kentucky	25	54	79	.558	.471	.765	38	11	10	35
S. Carolina	28	38	66	.391	.261	.769	30	11	4	16

Officials: Tony Greene, Joe Lindsay, Antinio Petty; Technical: None.

27 Rupp Arena (24,278)
Lexington, Ky. • Feb. 22, 2006

OLE MISS 40
KENTUCKY 80

Joe Crawford had 17 points and Preston LeMaster added a career-high 12 as Kentucky solidified its NCAA tournament chances with an 80-40 victory over Ole Miss.

The blowout guarantees the Wildcats at least an 8-8 Southeastern Conference record in a rocky season that has included two three-game losing streaks.

Despite the impressive win, Kentucky will know soon exactly where it stacks up among conference elites. It concludes the season with games against the SEC's only three ranked teams - No. 24 Louisiana State, No. 10 Tennessee and No. 12 Florida.

The Rebels were playing without their best player, center Dwayne Curtis, who left for Chicago earlier this week to attend the funeral of his brother, who died from injuries suffered in a car accident.

It was a game in which coach Tubby Smith emptied his bench, playing 14 different Wildcats, and 13 of them scored.

Many of Crawford's points came from Rajon Rondo's dazzling assists - including two alley-oop passes that Crawford dunked home. Rondo finished with a career-high 12 assists, three short of Travis Ford's team record of 15 set Dec. 8, 1993, against Eastern Kentucky.

Two quick 3-pointers by LeMaster helped ignite an early 17-2 run for the Wildcats, who led 40-17 at halftime. LeMaster also got his first rebound in almost three months, then promptly traveled.

No Mississippi player reached double figures. Londrick Nolen and Clarence Sanders had nine points each.

Ole Miss (14-12, 4-9)	FG	3FG	FT	R	F	Pts	A	T	B	S	M	
11 Nolen	f	4-10	0-3	1-4	4	3	9	0	1	0	0	24
25 Hampton	f	0-3	0-1	4-4	6	1	4	1	2	0	1	24
32 Parnell	f	0-3	0-0	0-0	0	4	0	0	1	0	0	13
10 Abernethy	g	3-8	2-4	0-0	3	0	8	1	1	0	0	27
15 Patterson	g	0-3	0-3	0-0	0	0	0	0	0	0	0	14
03 Smith	g	0-3	0-2	0-0	1	0	0	0	1	1	0	12
12 Sanders	4-11	0-2	1-2	2	3	9	3	1	0	0	0	28
20 Doyno	0-5	0-0	2-2	5	2	2	1	0	1	0	0	15
21 Hansbro	1-7	1-6	1-2	4	1	4	0	1	1	0	0	17
22 Spach	1-1	1-1	0-0	0	0	3	0	1	0	0	0	2
33 Smith	0-1	0-0	1-2	3	2	1	0	2	0	0	0	12
34 Young	0-3	0-0	0-2	3	2	0	1	0	1	1	1	12
TEAM				2								
Totals.....	13-58	4-22	10-18	33	18	40	7	12	4	2	200	

UK (18-9, 8-5)	FG	3FG	FT	R	F	Pts	A	T	B	S	M	
13 Perry	f	1-4	0-1	4-4	7	1	6	1	1	1	0	15
10 Obrzut	c	0-0	0-0	2-2	2	2	2	1	0	2	0	9
01 Stockton	g	3-5	1-2	2-2	3	1	9	0	1	0	1	18
02 Moss	g	1-4	0-1	0-0	2	1	2	0	0	0	1	13
22 Sparks	g	2-4	1-3	2-2	2	0	7	3	0	1	0	21
04 Rondo	2-4	0-1	2-2	3	0	6	12	0	0	1	23	
12 LeMaster	4-5	4-5	0-0	1	2	12	0	1	0	0	19	
21 Alleyne	1-2	0-0	0-0	1	0	2	0	0	0	0	6	
23 Thomas	1-1	0-0	0-0	2	1	2	0	0	0	0	14	
25 Williams	0-2	0-0	0-2	0	3	0	0	2	0	0	7	
32 Crawford	7-11	3-6	0-2	2	17	1	1	2	0	0	21	
33 Morris	3-4	0-0	4-4	5	2	10	0	0	2	2	14	
42 Sims	1-4	0-2	1-2	6	0	3	0	0	0	0	10	
43 Carter	1-4	0-0	0-0	3	3	2	0	1	2	0	10	
TEAM				3								
Totals.....	27-54	9-21	17-22	42	18	80	18	7	10	5	200	

Ole Miss	1st	2nd	Tot	FG%	3FG%	FT%	Paint	P-T	2nd	Bnch
Ole Miss	17	23	40	.224	.182	.556	10	3	12	19
Kentucky	40	40	80	.500	.429	.773	30	16	14	54

Officials: Mike Stuart, Joe Lindsay, Jeff Nichols; Technical: None.

28 Assembly Center (11,576)
Baton Rouge, La. • Feb. 25, 2006

KENTUCKY 67
LSU 71 No. 24/24

LSU's Glen Davis was too much for Kentucky. Davis equaled a career high with 28 points and Darrel Mitchell had 13 points and eight assists to lead the 24th-ranked Tigers to a 71-67 win over Kentucky.

Davis was 9-of-14 from the field and 9-of-9 at the foul line, and also had 15 rebounds for LSU, which outrebounded the Wildcats 38-26.

"Glen just stepped up and carried us today," Mitchell said.

Kentucky's Patrick Sparks made a 3-pointer to tie it at 67 with 27 seconds to play. On the next possession, Ravi Moss fouled Mitchell as he started to drive into the lane. He made two foul shots to put the Tigers ahead 69-67 with 13 seconds left.

On the next possession, Kentucky's Sheray Thomas missed a short shot along the baseline with two seconds to go. Davis got the rebound and made two free throws for the final margin.

"I had a high level of concentration out there today," said Davis, who recorded his seventh straight double-double. "That's how I approached it. I made sure I was ready to play. I just wanted to win."

LSU moved into sole possession of first place in the overall SEC standings ahead of Tennessee, which lost earlier in the day at home to Arkansas.

"We knew Tennessee had lost, but we didn't dwell on it," Davis said. "We hadn't stepped on the court yet. We're in first now. If it falls in place for us, it falls in place."

Tasmin Mitchell had nine of his 10 points in the second half for the Tigers. Tyrus Thomas injured an ankle and played just 18 minutes, making Davis' performance even more important.

"With Tyrus hurt, Tasmin not 100 percent and Darrel not 100 percent, we thought we'd just go to Glen," LSU coach John Brady said. "I told him before the game, 'Why don't you go out and have your best game of the year?'"

Randolph Morris led Kentucky with 17 points. Sparks added 13 points.

"I can't say enough about Glen Davis and how big he played today," Wildcats coach Tubby Smith said. "We were trying to double him and take the ball out of his hands. We didn't do the job there."

The Wildcats came back from two four-point deficits in the last three minutes to tie the score. Rajon Rondo made a 3 to get Kentucky within 60-59 with 2:58 remaining.

After Tasmin Mitchell made one of two free throws, a basket by Morris tied it at 61 with 2:12 left.

The Tigers then built another four-point advantage as Mitchell and Davis each hit two foul shots. Sparks hit a 3-pointer to cut it to one but Davis scored with 53 seconds left to give LSU a 67-64 lead.

UK (18-10, 8-5)	FG	3FG	FT	R	F	Pts	A	T	B	S	M	
13 Perry	f	1-4	0-1	0-0	1	1	2	0	0	0	0	12
10 Obrzut	c	1-2	0-0	2-2	0	4	4	0	0	0	0	5
01 Stockton	g	3-6	2-4	0-0	1	0	8	1	0	0	0	13
02 Moss	g	0-3	0-2	0-0	2	3	0	0	0	0	0	20
22 Sparks	g	5-9	3-6	0-1	3	1	13	4	2	0	2	36
04 Rondo	4-9	1-3	0-0	6	2	9	2	0	0	4	29	
12 LeMaster	0-0	0-0	0-0	0	1	0	0	0	0	0	2	
21 Alleyne	1-1	0-0	0-0	1	0	2	0	0	3	0	7	
23 Thomas	4-8	1-2	0-0	3	5	9	0	2	0	1	28	
32 Crawford	1-4	1-3	0-0	0	2	3	0	1	1	0	21	
33 Morris	6-11	0-0	5-7	5	2	17	0	7	1	0	27	
TEAM				4								
Totals.....	26-57	8-21	7-10	26	21	67	7	15	5	7	200	

LSU (20-7, 12-2)	FG	3FG	FT	R	F	Pts	A	T	B	S	M	
00 Davis	f	9-14	1-2	9-9	15	4	28	0	3	1	3	32
01 Mitchell, T.	f	2-11	1-4	5-8	7	1	10	1	2	1	0	37
12 Thomas	f	2-4	0-0	5-6	7	0	9	1	0	3	0	18
14 Temple	g	2-6	1-5	0-0	3	2	5	3	2	2	0	40
22 Mitchell, D.	g	3-11	1-6	6-6	2	4	13	8	6	0	1	36
04 Voogd	0-0	0-0	0-0	0	1	0	0	1	0	0	0	4
15 Rolle	1-1	0-0	0-0	1	2	2	0	2	0	1	9	
35 Lazare	1-4	0-0	2-2	3	2	4	0	1	0	1	24	
TEAM				1								
Totals.....	20-51	4-17	27-31	38	16	71	13	18	7	6	200	

Kentucky	1st	2nd	Tot	FG%	3FG%	FT%	Paint	P-T	2nd	Bnch
Kentucky	37	30	67	.456	.381	.700	24	24	9	40
LSU	32	39	71	.392	.235	.871	26	14	13	6

Officials: Tom Lopes, Pat Adams, Mike Nance; Technical: None.

29 Thompson-Boling Arena (24,108)
Knoxville, Tenn. • Mar. 1, 2006

KENTUCKY 80
TENNESSEE 78 No. 11/11

Kentucky is playing more like it's accustomed to as the regular season comes to a close.

Randolph Morris scored 22 points and Rajon Rondo added 16 and the Wildcats held on to beat No. 11 Tennessee 80-78.

Kentucky remained in contention for the East Division's No. 2 seed and likely ended speculation of missing the NCAA Tournament—all at the expense of the suddenly struggling Volunteers.

"This shows we can compete with anyone, that we have the ability to play and go on the road and win a game like this against the Eastern Division champions, and with their power rating, it's a big feather in our hat," Kentucky coach Tubby Smith said.

The Wildcats avenged Tennessee's win in Lexington last month that snapped an eight-game losing streak in the series. They prevented the Vols' first season sweep since 1998-99.

Smith shuffled the lineup since the teams' last meeting on Feb. 7. Morris scored 20 points in Tennessee's 75-67 win in Rupp Arena, but Rondo was driving to the basket this time and the Vols had trouble stopping that new dimension.

"We haven't played particularly well all year long, but we've played well the last five games. And we've been preparing the proper way and the kids did what they had to do especially down the stretch," Smith said.

Tennessee was ahead by as many as 14 points in the first half, but Kentucky clamped down in the second half and took the lead for the first time after halftime on Brandon Stockton's 3 with 15:19 remaining. The Wildcats pushed it to as many as six points.

Tennessee tied it at 73 on two free throws by C.J. Watson with 4:55 left, but the Vols couldn't get any closer.

Kentucky increased the lead to 80-76 on Rondo's driving layup with 2:16 left, and Tennessee's Dane Bradshaw scored on a putback for the last points. The final 1:46 was frantic.

Watson had a 3 that rimmed out. Jajuan Smith had a chance to tie it after Rondo grabbed his jersey on a steal, but Smith missed the front end of a one-and-one.

The Vols had possession with 19 seconds remaining, but Smith lost control of the ball when he fell. Nearly 11 seconds came off the clock during a scramble on the floor, and Stockton came up with the ball.

Joe Crawford was then fouled intentionally but missed the first free throw with 8.1 seconds left. Watson missed a 3 at the buzzer.

Crawford finished with 11 points for the Wildcats, who outshot the Vols at the foul line 13-of-19 to 5-of-10.

Kentucky was 15-of-19 from the field in the second half. Watson, Smith and Chris Lofton each scored 15 points for Tennessee while Major Wingate added 10.

UK (19-10, 9-5)	FG	3FG	FT	R	F	Pts	A	T	B	S	M	
13 Perry	f	1-1	1-1	0-0	3	0	3	0	1	0	0	10
10 Obrzut	c	0-0	0-0	0-0	0	1	0	0	0	0	0	3
01 Stockton	g	2-6	2-4	0-0	3	2	6	3	2	0	1	22
02 Moss	g	3-7	1-3	2-3	4	2	9	2	4	0	3	35
22 Sparks	g	2-8	2-6	0-0	4	1	6	5	2	0	0	39
04 Rondo	8-9	0-0	0-0	2	2	16	8	4	1	1	27	
23 Thomas	1-1	0-0	0-0	1	0	2	0	0	0	0	6	
32 Crawford	3-5	3-5	2-3	2	4	11	1	2	0	0	20	
33 Morris	8-9	0-0	6-10	9	4	22	0	1	2	1	23	
42 Sims	1-2	0-0	3-3	3	1	5	0	2	0	0	15	
TEAM				2								
Totals.....	29-48	19-33	19-33	17	80	19	19	3	6	200		

Tenn. (20-6, 11-4)	FG	3FG	FT	R	F	Pts	A	T	B	S	M	
22 Patterson	f	2-4	0-0	0-0	8	2	4	3	3	1	0	30
23 Bradshaw	f	3-9	0-3	1-2	5	3	7	4	2	0	0	26
01 Wingate	c	5-9	0-0	0-1	4	3	10	1	3	0	0	27
05 Lofton	g	5-9	3-7	2-2	1	1	15	2	0	0	2	33
32 Watson	g	5-15	3-7	2-3	1	4	15	5	3	0	2	32
02 Smith	6-7	3-4	0-1	1	1	15	1	1	1	1	24	
03 Asumnu	3-7	0-0	0-1	2	1	6	1	0	0	0	2	17
15 Howell	2-3	2-3	0-0	0	0	6	1	1	0	0	8	
34 Childress	0-0	0-0	0-0	0	1	0	1	0	0	0	3	
TEAM				3								
Totals.....	31-63	11-24	5-10	25	16	78	19	13	2	8	200	

Kentucky	1st	2nd	Tot	FG%	3FG%	FT%	Paint	P-T	2nd	Bnch
Kentucky	38	42	80	.604	.474	.684	32	13	9	56
Tennessee	45	33	78	.492	.458	.500	36	24	14	27

Officials: Tony Greene, Ted Valentine, Rick Crawford; Technical: None.

30 Rupp Arena (24,329)
Lexington, Ky. • Mar. 5, 2006

FLORIDA No. 17/14 **79**
KENTUCKY **64**

During their 79-year rivalry, Florida would sometimes beat Kentucky, occasionally even two in a row, and twice even three straight. But never had the streak reached four, not with the Wildcats so strong at home.

But the No. 17 Gators did just, ruining Kentucky's Senior Day with a 79-64 victory—their first win at Rupp Arena since 1998.

"Beating Kentucky is very exciting for us, especially at Rupp Arena," Florida's Al Horford said. "We just wanted to come out and win. It's big for our program."

Joakim Noah, who had a career night with 26 points and 11 rebounds when the teams last met a month ago, was again Kentucky's biggest problem. Late in the first half, he had more rebounds than the entire Kentucky team.

The Wildcats seemed to have turned their season around with an 80-78 victory Wednesday at East champion Tennessee. But Florida, which has three near 7-footers in its lineup, presented matchup problems all afternoon for the much-smaller Wildcats.

Joe Crawford was the star for Kentucky with 21 points and Randolph Morris had 14 points. But the Wildcats connected on only 38 percent of their shots and were outrebounded 39-27.

Florida's 14 turnovers and poor 3-point shooting early were the only things that kept the Wildcats competitive. But Lee Humphrey's back-to-back 3s midway through the second half ignited the Gators, extending the Florida lead to 14. Humphrey led the team with 17 points, including four 3-pointers.

Kentucky was trailing by three with seven minutes left in the first half when Rajon Rondo tapped the ball from a Florida player, dived to the floor after it and called timeout just before he slid out of bounds.

Rondo's hustle appeared to wake up the Wildcats. Brandon Stockton's 3-pointer on the next possession tied the game at 24, and another 3 by Ravi Moss four minutes later gave Kentucky its first lead. But Horford's dunk in the closing seconds of the first half made it 34-33 Gators at halftime and started an 13-2 run that would stretch Florida's lead to 10.

Smith started his four seniors—Patrick Sparks, Preston LeMaster, Stockton and Moss. All are from Kentucky but all are smaller guards, allowing bigger Florida to get off to a 5-0 lead before he could make substitutions. It was only Kentucky's fifth Senior Day loss in 86 games.

Florida (24-6, 10-6)	FG	3FG	FT	R	F	Pts	A TO	B S	M		
02 Brewer	f	3-5	1-1	0-0	1	3	7	5	1	0	23
13 Noah	f	6-8	0-0	3-4	11	0	15	3	1	4	0
42 Horford	c	4-10	0-0	5-7	9	2	13	4	4	1	0
11 Green	g	2-7	1-5	2-2	2	3	7	1	3	0	1
12 Humphrey	g	6-14	4-11	1-4	4	2	17	3	1	0	0
01 Swanson	g	0-0	0-0	0-0	0	0	0	0	0	0	0
04 Moss	g	0-1	0-0	0-0	0	1	0	0	0	0	2
15 Hodge	g	4-5	1-2	0-0	0	2	9	2	3	0	0
22 Berry	g	0-0	0-0	0-0	0	0	0	0	0	0	1
25 Tyler	g	0-0	0-0	0-0	0	0	0	0	0	0	0
32 Richard	g	4-5	0-0	0-0	6	3	8	0	0	0	0
33 Huertas	g	1-3	1-2	0-0	4	2	3	0	0	0	1
TEAM						2					1
Totals.....		30-58	8-21	11-17	39	18	79	18	14	5	2,200

UK (19-11, 9-7)	FG	3FG	FT	R	F	Pts	A TO	B S	M		
10 Obrzut	c	0-0	0-0	0-0	1	0	0	1	0	0	6
01 Stockton	g	2-5	1-1	2-2	0	1	7	2	0	0	1
02 Moss	g	3-7	2-5	0-0	2	0	8	2	0	0	24
12 LeMaster	g	0-2	0-2	0-0	0	0	0	0	0	0	5
22 Sparks	g	3-10	1-6	1-1	3	1	8	2	1	0	0
04 Rondo	g	2-6	0-1	0-2	2	3	4	1	0	3	25
13 Perry	g	1-7	0-2	0-0	6	2	2	0	1	1	17
21 Alleyne	g	0-0	0-0	0-0	0	0	0	0	0	0	0
23 Thomas	g	0-1	0-0	0-0	2	0	0	1	0	0	16
25 Williams	g	0-0	0-0	0-0	1	0	0	0	0	0	1
32 Crawford	g	6-10	2-6	7-9	3	2	21	0	0	0	28
33 Morris	f	5-9	0-0	4-7	5	3	14	0	0	1	19
42 Sims	g	0-1	0-1	0-0	0	1	0	0	1	0	0
43 Carter	g	0-0	0-0	0-0	0	0	0	0	0	0	1
TEAM						3					3
Totals.....		22-58	6-24	14-21	27	14	64	11	7	2	6,200

	1st	2nd	Tot	FG%	3FG%	FT%	Paint	P-TO	2nd	Bnch
Florida	34	45	79	.517	.381	.681	36	6	13	20
Kentucky	33	31	64	.379	.250	.367	22	17	9	41

Officials: Tony Greene, Mike Stuart, Pat Adams; Technical: None.

31 Gaylord Ent. Center (15,454)
Nashville, Tenn. • Mar. 9, 2006

OLE MISS **57**
KENTUCKY **71**

Randolph Morris scored 17 points to help Kentucky advance to the second round of the Southeastern Conference Tournament with a 71-57 win over Ole Miss.

The Wildcats, strengthening their case for an NCAA bid, had not played on the opening day of this tournament since 1979. Their Big Blue fans showed up in large numbers as usual and made Kentucky feel right at home.

Alabama, the West's No. 2 seed, is the Wildcats' opponent in the quarterfinals on Friday.

Ole Miss tried to make coach Rod Barnes' final game memorable by leading most of the first half and keeping it close late. School officials announced last week Barnes would not return next season after eight years. When the buzzer sounded, Kentucky coach Tubby Smith hugged his friend Barnes at midcourt.

The Rebels were much more competitive than in their 80-40 drubbing at Kentucky on Feb. 22 with leading scorer and rebounder Dwayne Curtis. He missed the first game to be at his brother's funeral.

Bam Doyno had a jumper to tie it at 46 with 6:34 remaining, but Kentucky went on a 13-2 run to take command and go ahead by 11. Morris and Rajon Rondo each scored twice during the spurt with Rajon Rondo getting a long 3-pointer to go in as the shot clock was about to expire.

Patrick Sparks added 14 points, and Ramel Bradley and Joe Crawford each had 11 for Kentucky.

Jermy Parnell led Ole Miss with 14 points while Curtis had 13 points and eight rebounds and Doyno added 11.

Bradley played for the first time since breaking his left hand in practice on Feb. 20. He missed the final four regular-season games and was wearing a bandage that covered the bottom half of his hand.

Morris, Rondo and Crawford returned to the starting lineup for the first time since Feb. 11, a loss at Vanderbilt that was the Wildcats' third in a row. After shuffling the lineup, Kentucky finished the regular season winning four of its last six.

In Smith's previous eight years as Kentucky's coach, the Wildcats have won some kind of championship from the East division title to tournament crown. This is the first year without any trophies so far, but the Wildcats reached 20 wins for the 16th straight season.

Ole Miss (14-16)	FG	3FG	FT	R	F	Pts	A TO	B S	M		
11 Nolen	f	3-10	2-4	0-0	7	1	8	0	3	1	37
32 Parnell	f	6-8	0-0	2-5	3	2	14	0	2	0	1
44 Curtis	c	5-9	0-0	3-5	7	4	13	0	2	0	17
10 Abernethy	g	3-6	0-1	0-0	2	4	6	3	0	0	27
15 Patterson	g	1-7	1-6	0-0	3	1	3	1	0	0	32
03 Smith	g	1-4	0-3	0-1	3	0	2	3	1	0	12
20 Doyno	g	4-9	1-3	2-2	1	2	11	0	1	0	21
21 Hansbro	g	0-2	0-2	0-0	0	0	0	0	0	0	0
22 Spach	g	0-0	0-0	0-0	1	0	0	0	0	0	0
25 Hampton	g	0-1	0-0	0-0	2	4	0	0	1	0	16
33 Smith	g	0-0	0-0	0-0	0	0	0	0	0	0	0
34 Young	g	0-0	0-0	0-0	1	0	0	0	0	0	4
TEAM						2					2
Totals.....		23-56	4-19	7-13	32	18	57	12	14	1	4,200

UK (20-11)	FG	3FG	FT	R	F	Pts	A TO	B S	M		
13 Perry	f	3-6	1-3	0-0	3	3	7	1	0	0	19
33 Morris	c	7-8	0-0	3-4	5	4	17	0	2	2	24
04 Rondo	g	2-9	1-2	2-4	6	1	7	7	2	1	35
22 Sparks	g	6-11	2-6	0-0	1	2	14	1	2	0	1
32 Crawford	g	2-4	1-3	6-6	3	3	11	0	3	0	18
01 Stockton	g	0-1	0-1	0-0	1	0	0	0	2	0	4
02 Moss	g	0-2	0-2	0-2	5	0	0	1	1	0	19
03 Bradley	g	3-6	3-6	2-2	0	0	11	2	2	0	21
10 Obrzut	g	0-0	0-0	1-2	4	0	1	0	0	0	14
12 LeMaster	g	1-1	1-1	0-0	0	0	3	0	0	0	0
21 Alleyne	g	0-0	0-0	0-0	0	0	0	0	1	0	2
23 Thomas	g	0-2	0-0	0-0	2	2	0	0	0	0	18
42 Sims	g	0-0	0-0	0-0	0	0	0	0	0	0	3
43 Carter	g	0-0	0-0	0-0	1	0	0	0	0	0	0
TEAM						3					3
Totals.....		24-50	9-24	14-20	31	15	71	12	15	3	6,200

	1st	2nd	Tot	FG%	3FG%	FT%	Paint	P-TO	2nd	Bnch
Ole Miss	29	28	57	.411	.211	.538	26	17	8	13
Kentucky	26	45	71	.480	.375	.700	30	17	11	15

Officials: Doug Shows, Mike Nance, Antinio Petty; Technical: None.

32 Gaylord Ent. Center (19,547)
Nashville, Tenn. • Mar. 10, 2006

KENTUCKY **68**
ALABAMA **61**

Bobby Perry scored on a layup with 1:15 left to break a 61-61 tie, and Kentucky rallied from an 11-point deficit in the final 6:19 to pull out a 68-61 victory over Alabama in the quarterfinals of the Southeastern Conference Tournament.

Kentucky was on the brink of missing the tournament's semifinals for the third time in the past seven years, with Alabama freshman Alonzo Gee scoring all 18 of his points in the final 14 minutes and giving the Tide a 55-45 lead on a 3-pointer with 7:39 left.

Ronald Steele's 3 pushed that to 11 points on the next possession.

The Wildcats could consider this tournament their birthright, having won 25 of the 44 they have played in and 10 of the last 14. They finally found the shooting touch that eluded them most of the game and finished off the Tide with a 21-3 run.

Rajon Rondo, who missed his first six shots, finally scored to start the run. Perry scored nine in the spurt.

Alabama came in as the Western Division's No. 2 seed with a chance to reach the semifinals for a second straight year. But Richard Hendrix missed a layup that could have tied the game before Morris blocked Steele's jump shot. The Tide didn't score again after Steele hit a 3 with 4:17 left.

Kentucky will play South Carolina, a 79-71 upset winner over No. 14 Tennessee, in the semifinals Saturday.

Joe Crawford led Kentucky with 14 points. Perry and Patrick Sparks each had 13, and Randolph Morris, who played only five minutes of the first half because of foul trouble, had 11 and seven rebounds in the second half.

Kentucky finished shooting 39.7 percent (25-of-63) after hitting only 9-of-23 in the first half. The Wildcats struggled even with easy shots as Rondo failed on a wide-open layup off a fast break and Morris missed a dunk.

Jermareo Davidson had 15 points and 10 rebounds for Alabama, which outrebounded Kentucky 45-35, while Steele added 13.

Kentucky shot the ball so badly in the first half that Alabama coach Mark Gottfried was able to give Steele a rare one-minute break on the bench - his first after playing every minute of every SEC game this season.

The Crimson Tide led by as much as 20-10 after a 3-pointer by Jean Felix with 6:30 left.

Kentucky, which had hit only four of its first 23 shots, finally started hitting. Rekalin Sims hit a 3-pointer that started the Wildcats on a 13-2 run to finish the half, and they took their first lead since the opening minutes at 23-22 on a dunk by Shagari Alleyne just before the buzzer.

UK (21-11)	FG	3FG	FT	R	F	Pts	A TO	B S	M		
13 Perry	f	6-12	1-4	0-0	9	1	13	1	0	2	24
33 Morris	c	4-6	0-0	3-4	7	2	11	0	2	2	23
04 Rondo	g	1-7	0-2	1-2	8	3	3	6	2	0	3
22 Sparks	g	4-13	3-9	2-2	0	1	13	4	1	0	2
32 Crawford	g	5-11	4-7	0-0	1	1	14	2	0	0	1
01 Stockton	g	0-1	0-1	0-0	0	0	0	1	0	0	4
02 Moss	g	0-1	0-0	0-0	0	3	0	0	0	0	0
03 Bradley	g	0-5	0-2	1-2	4	0	1	1	2	0	8
10 Obrzut	g	0-0	0-0	0-0	0	1	0	0	1	0	4
12 LeMaster	g	0-0	0-0	0-0	0	1	0	0	0	0	5
21 Alleyne	g	2-2	0-0	1-1	0	0	5	0	2	0	5
23 Thomas	g	0-1	0-0	0-0	3	1	0	1	1	0	11
42 Sims	g	3-4	2-2	0-0	1	1	8	0	0	0	12
TEAM						2					2
Totals.....		25-63	10-27	8-11	35	15	68	16	9	7	8,200

Alabama (17-12)	FG	3FG	FT	R	F	Pts	A TO	B S	M		
21 Brock	f	1-3	0-0	0-3	1	1	2	2	1	0	3
22 Steele	f	3-15	3-1								

33 Gaylord Ent. Center (19,206)
Nashville, Tenn. • Mar. 11, 2006

SOUTH CAROLINA 65
KENTUCKY 61

South Carolina reached the SEC Tournament final for just the second time with a 65-61 win over Kentucky on behind 18 points from Tarence Kinsey.

Tre Kelley added 13 and Bryce Sheldon had 12 for South Carolina.

The Wildcats entered the game with a 34-1 record in tournament semifinal games and were trying to win their 26th tournament crown.

In an atmosphere that resembled Rupp Arena with the majority of fans cheering Big Blue, South Carolina was not intimidated.

Trailing 50-45 in the second half, South Carolina went on a 14-3 run that was highlighted by a barrage of 3-pointers.

Bryce Sheldon tied at 50 with one. Then Kinsey and Sheldon hit two more around a 3 for Kentucky by Joe Crawford. Kinsey sank another to put South Carolina ahead 59-53 with 5:41 remaining.

The Wildcats could get no closer than three the rest of the way.

Crawford, who led Kentucky with 13 points, could have cut it to two but missed the second of two free throws with 1:56 remaining.

With 1:01 left, Kentucky started fouling to get the ball back, but the Wildcats only had three team fouls at that point. The Gamecocks didn't get to the foul line until there were fewer than 20 seconds left.

South Carolina pushed it to 63-58 with 33.9 seconds to go on Brandon Wallace's dunk. Kentucky's Patrick Sparks and Rondo each missed 3s before Wallace added another free throw for the Gamecocks with 18.6 seconds to go. Ravi Moss hit a 3 for Kentucky with 12.2 seconds remaining, but the Wildcats didn't score again.

Randolph Morris added 12 points for the Wildcats, while Sparks was held to nine points from two 3s in the first half and only one after halftime.

Kentucky appeared to have the momentum several times, but South Carolina came back each time. The Wildcats went up by six early in the second half. Then Kelley and Kinsey hit back-to-back 3s for the Gamecocks to tie it at 45, one of seven ties in the half.

The teams were tied twice in the first half after Kentucky led early. But after it was 20-20, Kelley hit a 3 before the shot clock expired with 6:20 to go, and South Carolina was ahead the rest of the half.

S. Carolina (18-14)	FG	3FG	FT	R	F	Pts	A TO	B S	M			
14 Tisby	f	1-2	0-0	0-0	2	3	2	0	1	0	10	
21 Kinsey	f	6-14	3-8	3-4	2	0	18	3	2	0	1	39
33 Wallace	c	2-5	0-2	1-2	5	2	5	3	2	2	0	32
01 Kelley	g	5-11	3-6	0-0	5	2	13	4	2	1	1	39
10 Trice	g	3-6	0-2	1-2	1	0	7	0	0	0	0	24
04 Sheldon	g	4-6	4-6	0-0	1	0	12	0	0	0	0	19
20 Palacios	g	0-2	0-0	0-0	0	2	0	0	0	1	0	8
34 Balkman	g	4-7	0-0	0-2	8	4	8	3	0	0	2	29
TEAM						2						
Totals.....	25-53	10-24	5-10	26	13	65	13	7	4	4	200	

UK (21-12)	FG	3FG	FT	R	F	Pts	A TO	B S	M			
13 Perry	f	1-7	0-2	2-2	6	0	4	0	2	0	0	27
33 Morris	c	5-11	0-0	2-3	9	2	12	0	1	1	2	29
04 Rondo	g	2-5	0-1	2-2	4	3	6	8	1	0	3	30
22 Sparks	g	3-7	3-5	0-0	2	1	9	3	5	0	1	23
32 Crawford	g	4-11	4-9	1-2	5	3	13	3	1	1	0	29
01 Stockton	g	0-0	0-0	0-0	0	0	0	0	1	0	0	8
02 Moss	g	3-7	2-4	0-0	2	2	8	0	0	0	0	18
03 Bradley	g	4-4	1-1	0-0	2	0	9	0	0	0	0	14
10 Obrzut	g	0-0	0-0	0-0	1	0	0	0	0	0	0	4
21 Alleyne	g	0-0	0-0	0-0	1	0	0	0	0	0	0	3
23 Thomas	g	0-1	0-1	0-0	1	1	0	1	0	1	0	14
42 Sims	g	0-2	0-1	0-0	1	1	0	0	0	0	0	1
TEAM					4		1					
Totals.....	22-55	10-24	7-9	38	13	61	15	13	2	6	200	

	1st	2nd	Tot	FG%	3FG%	FT%	Paint	P-TO	2nd	Bnch
S. Carolina	30	35	65	.472	.417	.500	24	17	12	20
Kentucky	27	34	61	.400	.417	.778	22	9	16	17

Officials: Mike Stuart, Joe Lindsey, Rick Crawford; Technical: None.

34 Wachovia Center (19,999)
Philadelphia, Pa. • Mar. 17, 2006

UAB No. 25/25 64
KENTUCKY 69

Eighth-seeded Kentucky earned a small dose of revenge for two of their most torturous NCAA Tournament losses of the past 25 years, getting a career-high 25 points from Bobby Perry to beat UAB 69-64.

Perry scored 19 of his points in the second half, nine straight early in the half, and made all 10 of his free-throw attempts. Perry had little help offensively, with no other Wildcats player in double figures. But they needed little more with Perry having the game of his career.

"I think we came out focused even though we didn't play the best game," Perry said.

Kentucky will play top-seeded Connecticut Sunday in the second round of the Washington Region. It'll be the first meeting of the two college basketball superpowers.

Two years ago, the ninth-seeded Blazers stunned the No. 1 Wildcats 76-75 in the second round of the St. Louis Region and advanced to the round of 16 for the first time since 1982. UAB also beat Kentucky in the second round of the 1981 tournament—a nice chunk of its nine career tourney win total.

Paul Delaney led UAB with 13 points. Marvett McDonald added 10 points, and Squeaky Johnson had seven assists. Kentucky only turned the ball over eight times against a Blazers defense that forced 21.2 a game this season.

Neither team could build much of a lead. With Kentucky seemingly safe in the final minute, McDonald hit a 3-pointer with 19.2 seconds left to make it 67-64.

Rajon Rondo, a 57 percent free-throw shooter, missed one of two free throws. McDonald fired away from the top of the 3-point arc and missed. The Wildcats grabbed the rebound—a huge difference in this one as they had a 47-38 edge on the boards—and finally the game was theirs. Rondo had 10 rebounds for Kentucky.

The other eye-popping number came at the line. Led by Perry's perfect effort, Kentucky went 26-for-30. UAB only 9-for-17. Both teams were awful from 3-point range also, with each making only five and Kentucky (25) taking one more attempt.

Playing across the street from the Spectrum, where Kentucky lost perhaps the greatest college basketball game ever played to Duke in the 1992 regional final, the Wildcats trailed by three at halftime.

Perry got rolling early, though. His ninth straight point gave the Wildcats a 41-37 lead. He snapped a tie game with a 3-pointer to make it 50-47, then hit another that made it 61-56 with 5:23 left.

"We needed a leader to step up, and he stepped up big for us," Rondo said.

The five-point cushion was exactly what the Wildcats needed to hold on an advance to the second round.

UAB (24-7)	FG	3FG	FT	R	F	Pts	A TO	B S	M			
15 Holmes	f	0-2	0-0	1-2	4	3	1	1	0	0	14	
42 Broom	f	2-4	1-3	1-2	5	1	6	1	0	0	1	17
21 Kinnard	c	4-7	0-1	0-0	2	4	8	1	1	3	0	24
00 Johnson	g	1-5	0-4	0-0	3	2	2	7	3	0	0	37
05 McDonald	g	4-15	2-10	0-0	6	1	10	2	3	0	0	30
01 Gibbs	g	0-1	0-0	0-0	0	0	0	0	0	0	0	4
04 Delaney	g	6-11	0-1	1-2	3	4	13	3	0	2	0	30
24 Mukubu	g	3-6	0-2	3-6	4	0	9	2	1	1	1	23
31 Jones	g	3-4	2-3	0-0	0	1	8	0	0	1	0	10
44 Tobias	g	2-3	0-0	3-5	4	4	7	0	0	3	0	11
TEAM						7				1		
Totals.....	25-58	5-24	9-17	38	20	64	17	10	7	5	200	

UK (22-12)	FG	3FG	FT	R	F	Pts	A TO	B S	M			
13 Perry	f	6-10	3-4	10-10	7	2	25	1	1	0	0	33
32 Crawford	f	1-8	0-3	1-2	4	1	3	1	0	0	0	21
33 Morris	c	2-7	0-0	5-6	6	4	9	0	1	1	0	17
04 Rondo	g	3-10	0-1	2-4	10	3	8	3	0	0	1	35
22 Sparks	g	1-7	1-6	2-4	4	1	5	1	2	0	0	30
01 Stockton	g	1-1	1-1	0-0	0	0	3	1	0	0	0	5
02 Moss	g	0-4	0-3	2-2	2	1	2	3	0	0	1	9
03 Bradley	g	3-9	0-6	2-2	2	1	8	2	1	1	0	21
21 Alleyne	g	1-2	0-0	0-0	3	1	2	0	0	1	0	8
23 Thomas	g	1-3	0-1	2-2	5	2	4	0	2	0	0	21
TEAM						4				1		
Totals.....	19-61	5-25	26-30	47	16	69	12	8	3	2	200	

	1st	2nd	Tot	FG%	3FG%	FT%	Paint	P-TO	2nd	Bnch
UAB	33	31	64	.431	.208	.529	34	11	6	37
Kentucky	30	39	69	.311	.200	.867	24	8	12	19

Officials: Steve Olson, Paul Faia, Terry Wymer; Technical: None.

35 Wachovia Center (20,050)
Philadelphia, Pa. • Mar. 19, 2006

KENTUCKY 83
CONNECTICUT No. 2/2 87

The eagerly anticipated first meeting between Connecticut and Kentucky proved well worth the wait.

Connecticut took control early, then survived a strong comeback bid by the Wildcats in an 87-83 victory Sunday that put the No. 1 seeded Huskies into the next round of the NCAA tournament.

Marcus Williams scored 20 points, including four clutch free throws in the final 30 seconds, and Rudy Gay had 19 for Connecticut (29-3), which next faces the University of Washington in the semifinals of the Washington Regional. The Huskies defeated Washington in the round of 16 seven years ago.

Patrick Sparks scored a career-high tying 28 points on 10-for-16 shooting for No. 8 seed Kentucky (22-13), which failed to reach the round of 16 for the third time in the last 12 seasons. The Wildcats are 3-8 against No. 1 seeds since the selection committee began using seeds in 1979.

Kentucky and Connecticut have combined for nine NCAA titles, including three of the last eight, but the two elite teams never faced each other until Sunday.

At first, the matchup appeared to be a mismatch. UConn led by 12 at halftime and 13 with 13:37 remaining, but that's when the Wildcats finally found their shooting touch.

It was 66-57 before Kentucky's Shery Thomas scored from the baseline and Bobby Perry added a 3-pointer to get the Wildcats within four with 7:58 left.

After UConn fouled the margin back to eight, Thomas hit a 3-pointer and Rajon Rondo beat the shot clock with a 3-pointer during a 10-4 spree that got Kentucky to 74-72 with 3:16 to go.

The Huskies built their lead back to eight, but Sparks hit a 3-pointer and Thomas made a layup to get the Wildcats within two with 53 seconds to play.

Williams made two foul shots before Perry hit a layup to make it 83-81. Then, after Williams made two more free throws and Perry scored on a putback, Gay iced it with two foul shots with 3.3 seconds left.

Kentucky lost despite 17-for-30 shooting in the second half, including 7-for-14 from 3-point range.

In building an early 25-12 lead, UConn made six of its first eight shots and got four 3-pointers from Rashad Anderson. Kentucky, in contrast, missed nine of its first 12 shots and had six turnovers in the first 11 minutes.

It was 33-20 before the Wildcats made three baskets in a 24-second span to get within seven. Minutes later, Shargari Alleyne ended Kentucky's 0-for-9 drought from 3-point range to make it a six-point game. UConn closed the half with an 8-2 spurt to make it 43-31.

UK (22-13)	FG	3FG	FT	R	F	Pts	A TO	B S	M			
13 Perry	f	7-11	2-5	4-4	7	4	20	1	0	1	0	35
32 Crawford	f	0-3	0-2	0-0	1	3	0	1	0	1	0	13
33 Morris	c	4-8	0-0	6-6	5	5	14	1	3	0	0	33
04 Rondo	g	5-10	1-2	0-0	8	3	11	6	3	0	0	29
22 Sparks	g	10-16	4-9	4-4	2	1	28	3	3	0	5	32
01 Stockton	g	0-1	0-1	0-0	0	0	0	0	0	0	0	1
02 Moss, Ravi	g	0-3	0-1	0-0	0	2	0	0	0	0	0	11
03 Bradley, Ramel	g	0-4	0-2	0-0	2	0	0	1	3	0	1	12
21 Alleyne, Shagari	g	0-1	0-0	0-0	1	1	0	0	0	0	0	9
23 Thomas, Shery	g	3-4	1-2	3-4	2	2	10	0	0	0	0	21
42 Sims, Rekalin	g	0-1	0-0	0-0	1	0	0	2	0	0	1	4
TEAM						5				1		
Totals.....	29-62	8-24	17-18	34	21	83	15	14	1	7	200	

UConn (29-3)	FG	3FG	FT	R	F	Pts	A TO	B S	M			
21 Boone	f	0-3	0-0	0-2	2	2	0	0	0	0	1	24
22 Gay	f	7-14	0-2	5-6	4	3	19	3	2	1	3	35
11 Armstrong	c	4-5	0-0	2-3	5	4	10	0	1	0	0	21
05 Williams	g	6-10	0-1	8-9	3	4	20	8	3	0	1	30
33 Brown	g	6-12	0-1	2-2	7	0	14	2	2	0	0	30
04 Adrien	g	2-5	0-0	3-6	3	2	7	1	1	0	1	20
24 Austrie	g	1-2	0-0	0-0	0	2	0	1	0	0	0	13
31 Anderson	g	5-10	4-9	0-0	2	0	14	2	1	0	1	15
32 Nelson	g											

2005-06 FINAL SEC STANDINGS

EASTERN DIVISION						WESTERN DIVISION					
	SEC	Pct.	All	Pct.	Post		SEC	Pct.	All	Pct.	Post
Tennessee!	12-4	.750	22-8	.733	NCAA 2nd Rd.	LSU^#&	14-2	.875	27-9	.750	NCAA Final Four
Florida%@	10-6	.625	33-6	.846	NCAA Champions	Alabama	10-6	.625	18-13	.581	NCAA 2nd Rd.
Kentucky	9-7	.563	22-13	.629	NCAA 2nd Rd.	Arkansas	10-6	.625	22-10	.688	NCAA 1st Rd.
Vanderbilt	7-9	.438	17-13	.567		Mississippi State	5-11	.313	15-15	.500	
South Carolina*	6-10	.375	23-15	.605	NIT Champions	Auburn	4-12	.250	12-16	.429	
Georgia	5-11	.313	15-15	.500		Ole Miss	4-12	.250	14-16	.467	

! Eastern Division Champions @ SEC Tournament Champions
% NCAA Champions * NIT Champions

^ SEC Champion # SEC West Champion % NCAA Final Four



2006 SEC TOURNAMENT RESULTS

Gaylord Entertainment Center Nashville, Tenn.

First Round — March 9

[E5] South Carolina 59, [W4] Mississippi St. 44

[E3] Kentucky 71, [W6] Ole Miss, 57

[E4] Vanderbilt 76, [W5] Auburn 71

[W3] Arkansas, 80 [E6] Georgia 67

Second Round — March 10

[E5] South Carolina 79, [E1] Tennessee 71

[E3] Kentucky 68, [W2] Alabama 61

[W1] LSU 92, [E4] Vanderbilt 73

[E2] Florida 74, [W3] Arkansas 71

Semifinals — March 11

[E5] South Carolina 65, [E3] Kentucky 61

[E1] Florida 81, [W1] LSU 65

Finals — March 13

[E2] Florida 49, [E5] South Carolina 47

SEC ALL-TOURNAMENT TEAM

Taurean Green, Florida (MVP)
Glen Davis, LSU
Tre' Kelley, South Carolina
Renaldo Balkman, South Carolina
Corey Brewer, Florida

UK's SEC PLAYERS OF THE WEEK

Rajon Rondo (Dec. 12-18)

Joe Crawford (Dec. 26-Jan. 1)

UK's SEC DOMINATION

Kentucky has won 43 SEC Championships and 25 SEC Tournament titles, more titles in both categories than all the other teams combined. The Wildcats have won seven of the last 12 league crowns and 10 of the last 15 tournament titles.

Overall, the Wildcats have won 154 of their last 192 regular-season games played in the SEC, an impressive 80.2 percent. UK is 109-19 (.852) in SEC Tournament play all-time and 832-224 (.788) through 72 league seasons.

FINAL FOUR SUCCESS

In the last 14 NCAA Tournaments (1993-2006), the SEC's 11 Final Four appearances are the second most by any conference during that span.

With Florida and LSU returning to the Final Four in the 2006 season, the SEC has had a total of five different teams to make the national semifinals, behind only the Big Ten's seven over the 14-year span.

Last year's Final Four showing gave the SEC its 20th and 21st all-time appearances (25th and 26th including five appearances by Arkansas prior to joining the SEC).

ASSOCIATED PRESS ALL-SEC

First Team

Ronald Steele, Alabama

Ronnie Brewer, Arkansas

Joakim Noah, Florida

Glen Davis, LSU

Chris Lofton, Tennessee

Second Team

Jermareo Davidson, Alabama

Darrel Mitchell, LSU

Tyrus Thomas, LSU

Shan Foster, Vanderbilt

C.J. Watson, Tennessee

Charles Rhodes, Mississippi State

Taurean Green, Florida

Third Team

Jonathon Modica, Arkansas

Corey Brewer, Florida

Al Horford, Florida

Dwayne Curtis, Ole Miss

Randolph Morris, Kentucky

Rajon Rondo, Kentucky

Tarence Kinsey, South Carolina

SEC Coach of the Year

Bruce Pearl, Tennessee

SEC Player of the Year

Brandon Bass, LSU

SEC Newcomer of the Year

Tyrus Thomas, LSU

COACHES ALL-SEC

First Team

Jermareo Davidson, Alabama

Ronald Steele, Alabama

Ronnie Brewer, Arkansas

Joakim Noah, Florida

Glen Davis, LSU

Darrel Mitchell, LSU

Chris Lofton, Tennessee

Shan Foster, Vanderbilt

Second Team

Jonathon Modica, Arkansas

Taurean Green, Florida

Al Horford, Florida

Rajon Rondo, Kentucky

Tyrus Thomas, LSU

Charles Rhodes, Miss. State

Tarence Kinsey, South Carolina

C.J. Watson, Tennessee

All-Freshman Team

Alonzo Gee, Alabama

Richard Hendrix, Alabama

Quantez Robertson, Auburn

Rasheem Barrett, Auburn

Mike Mercer, Georgia

Tasmin Mitchell, LSU

Tyrus Thomas, LSU

Jamont Gordon, Miss. State

Coach of the Year

John Brady

Player of the Year

Glen Davis

Freshman of the Year

Tyrus Thomas, LSU

Scholar-Athlete of the Year

Lee Humphrey, Florida

Sixth Man of the Year

Eric Ferguson, Arkansas

Co-Defensive Player of the Year

Corey Brewer, Florida

Tyrus Thomas, LSU